



Lighting Systems

–Street and Area Lighting



Street and Area

About Inventronics	01
Lighting system solutions-Street and Area	03

01 Controls, Sensors, Programming Tools & Accessories

1.1 Bluetooth NLC	Hubsense Bluetooth NLC D4i Outdoor	09
	Ready2Go Bluetooth NLC D4i Outdoor	10
1.2 Software	Tuner4TRONIC	12
	DALI Wizard	12
	HubSense R2G	12
1.3 Programming Tools	PRG-MUL2	12
	PRG-NFC-H	12
	PRG-NFC-D2	12
	DALI magic	12
1.4 Converters	CNV-DALI2	12
	Cat.1 Outdoor	13

02 LED Driver & Accessories

2.1 Connected - Constant Current	OT DX NFC E/G2	14
	IT DX NFC E	16
	IT DALI E	18
	EBS-BT2/DT2	19
	OT 1DIM&4DIM NFC G3 CE	21
	EUM-Mx, ESM-Mx	23
	EUM-LV	26
	EUM-Bx,ESM-Bx	28
	IT 0-10 Non-isolated BRICK	31
2.2 Simple DIM - Constant Current	IT 0-10 P67	33
	IT 0-10 N P67	35
	EUM-Dx	37
	EM DIM P	39
	EUM-DF	40
2.3 Non Dimmable - Constant Current	EM P7 G2	41
2.4 Accessories	PU-10Kx05KBxA	43
	PU-20Kx10KTxx	43
	PU- 20KS10KHT	43
	PS-20KS10KHT	43
	SPD G3	44
	SPD P7	44

03 Light Modules & Accessories

3.1 Rigid

PL Brick

45

inventronics

About Inventronics

Building a Brighter Future

Inventronics is a premier worldwide provider of lighting systems & solutions, building on decades of expertise in LED drivers, sensors, control systems, and LED modules. Their integrated, cutting-edge solutions are designed to simplify system design, enhance performance, and ensure long-term reliability across a wide range of lighting applications—while meeting all major international safety and performance standards.

The acquisition of the Business Unit Digital Systems in Asia and Europe from OSRAM GmbH in 2023, strengthens and enhances Inventronics portfolio, capabilities, and global presence, making us the first choice for LED lighting system solutions to customers.



4
Own production sites
on three continents



4
R&D centers



15
Warehouses



100+
Countries products are sold



2000+
Employees



4000+
Standard lighting products

Why Choose Us?



A Broad Portfolio Of Dependable Products

You benefit from industry-leading comprehensive portfolio of indoor and outdoor high-quality, energy-efficient products and systems as well technical expertise in all lighting applications from a single source.



A Customer-Focused, Service-Driven Collaborator

We develop for and together with you best fitting components and solutions – from standard to customized.



A Forward-Looking, Global Enterprise

We provide consulting, know-how, products, and services from a single source worldwide. Our customer proximity is our core – with on-site contacts and direct connections, you benefit from our global reach.

ALL FIELDS OF APPLICATION



Commercial



Retail, Hospitality and Residential




Architectural



Signage & Non-lighting

About Inventronics - 1



Sports



Horticulture



Street and Area



Industrial

Inventronics Lighting Systems



An Innovative Technology Leader

Through continuous research and development, we improve and extend our range of highly reliable solutions with advanced technologies that ensure you are one step ahead.



A Trusted Partner for Lighting Companies and beyond

We don't compete with our customers; we work with you to create value and make you more successful.

At Inventronics, we are committed to delivering superior lighting solutions and building lasting partnerships for a brighter future.



Lighting System
Solutions
Street and Area

— Light is safety!



Street & Area lighting improves safety, efficiency, and quality of life. LED lighting and smart technology creates sustainable, vibrant cities by guiding pedestrians, transforming spaces, and ensuring safe vehicle transitions.

Expertise

Light is necessary to travel safely on streets at night.

We provide a complete set of LED modules and drivers that can be adjusted to the optimal level by sensing traffic and daylight.



High ratio of light



Intelligent control system



Light dimming

System Value

- Robust lighting system solutions with full range of accessories.
- Reliable design for a long product life span and low maintenance.
- Simple and intelligent control systems for easy installation, commissioning and inspection.
- Complies with several dimming and control standards such as 0-10V, DALI-2 and D4i.
- System compatibility between drivers, modules, surge protection devices and controls solutions (wired and wireless).
- Fully complies with safety requirement and regulations.

Sub-applications

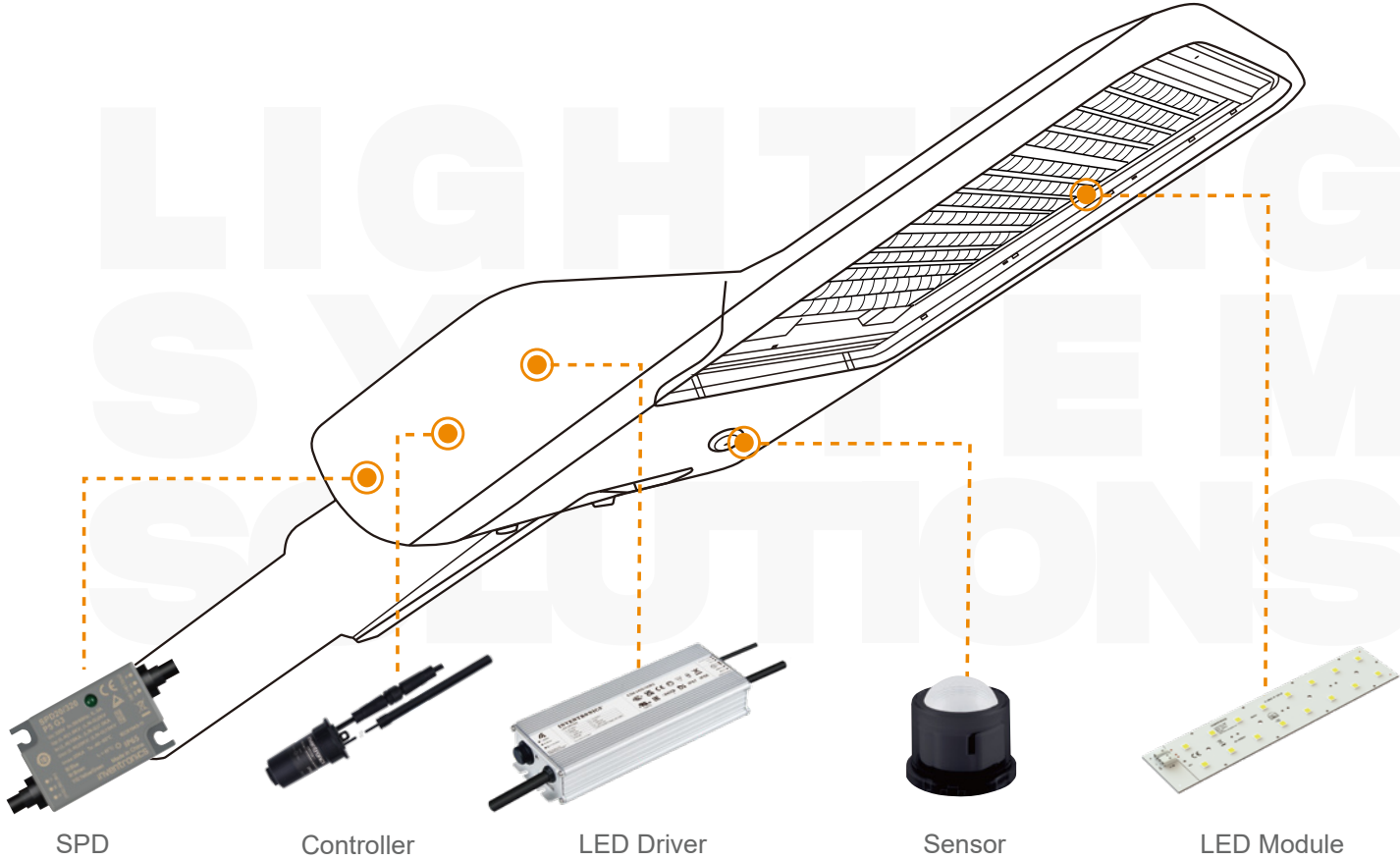


Roads



Streets and Urban

Lighting System Solutions



Areas



Tunnels

Inventronics Cases



Engineering marvel, where world-class infrastructure meets Chinese innovation.
Shenzhong Link, China



Where shimmering waters meet intelligent light,
a harmony of nature and innovation.
Yanqi Lake, Beijing, China



Lighting ensures safety and comfort during nighttime travel.

Highway, Brazil



The world's longest sea-crossing bridge.

Hong Kong-Zhuhai-Macao Bridge, China



Hubsense Bluetooth NLC D4i Outdoor

Advantages

- Microwave, PIR or light sensor
- Bluetooth NLC enabled by Silvair
- Control of D4i drivers or DALI drivers with additional DALI bus
- power supply
- Intended for installation to Zhaga socket 18
- Works with Inventronics D4i LED drivers
- Standard communication protocol released by Bluetooth SIG
- Design freedom due to standard dimensions
- Easy to integrate in luminaire
- Minimize internal wiring in combination with D4i drivers
- Secured product communication granted by ioXT and PSA Certificates

Safety Certifications



EAN	Product Name
6977078990486	B NLC D4i HF P Z
6977078990509	B NLC D4i PD P Z
6977078999519	B NLC D4i LS P Z

More Technical Data





Advantages

- Ready2Go wireless lighting control for smart luminaires
- Enables energy savings and intelligent outdoor lighting
- Supports grouping and zoning of multiple luminaires
- Wireless configuration of group parameters via broadcasting
- Enables monitoring of lamp and driver status
- Supports AstroDIM combined with presence detection
- Easy luminaire integration with standardized interfaces
- Includes Microwave, PIR, or light sensors
- Intended for installation on Zhaga Book 18 socket
- Works with Inventronics DEXAL LED drivers
- Controls D4i drivers and DALI drivers with external bus power
- Supports single- and dual-channel drivers (DT6, DT8 Tunable White)
- Bluetooth communication based on Bluetooth SIG standard

About Ready2Go Bluetooth NLC D4i Outdoor

Ready2Go is a simple, secure, and cost-efficient outdoor lighting control solution designed for small-scale municipal and area lighting projects such as parks, parking lots, residential areas, cycle lanes, and sports courts.

It enables wireless, presence-based lighting with local, cloud-free operation, ensuring full data privacy and high cybersecurity. Using intuitive mobile apps, municipalities and installers can easily configure luminaire groups, adjust light levels and color temperature, and optimize energy use directly on site, without IT expertise.

With AstroDIM and sensor-based, control, Ready2Go improves safety and comfort while automatically reducing energy consumption and maintenance effort. Built on Zhaga-D4i standards, it offers a future-proof, scalable solution that delivers maximum simplicity without compromise

Dimming Functions

- DALI-D4i

Safety Certifications



More Technical Data





EAN	Product Name	Description
6937186180506	B R2G D PD P Z	Bluetooth NLC D4i PIR sensor
6937186180520	B R2G D HF P Z	Bluetooth NLC D4i Radar sensor
6937186180544	B R2G D LS P Z	Bluetooth NLC Light sensor

Software

Overview

Inventronics offers a comprehensive range of professional software solutions to support and configure its components.



Tuner4TRONIC

A software suite for OEMs that enables the configuration of all programmable OPTOTRONIC, ICUTRONIC, QUICKTRONIC, and POWERTRONIC LED drivers during the luminaire manufacturing process.



DALI Wizard

A GUI tool for setting up, analyzing, and diagnosing DALI ECG installations, used in combination with the DALI Wizard control device.



HubSense R2G

HubSense R2G simplifies smart lighting installation, offering seamless control and configuration via smartphone.



T4T



Apps

Programming Tools



FC CE



PRG-MUL2 Features

- Programmer for Inventronics DALI and 0-10V Programmable Drivers
- Offline Programming Capability
- Automatic Programming Mode



PRG-NFC-H Features

- For Use with Inventronics NFC Enabled Drivers
- Zhaga Book 24 Compliant
- USB Powered
- IP30
- Connects to Inventronics Multi-Programmer Software



PRG-NFC-D2 Features

- For Use with Inventronics NFC Enabled Drivers
- Zhaga Book 24 Compliant
- USB Powered
- IP42
- Connects to Inventronics Multi-Programmer Software



DALI magic Features

- USB DALI converter for Tuner4TRONIC and DALI wizard software for Windows PC
- Pushbutton to test DALI dimming without need of connection to computer
- Powered by USB or by included universal power supply
- Integrated automatic DALI supply of up to 64 devices (up to 4 if powered by USB)

Converters

DALI-2 CNV-DALI2



UL CE CB CE

DALI-2 Stadium/Stage Lighting Management Solutions



Features

- Convert DALI-2 Signal to 0/1-10V Dimming Signal
- Comply with DALI-2 Protocol
- Powered By Auxiliary Power with 3-Wire Connection to Driver

Cat.1 Outdoor



Features

- Complies with the 4G Cat.1 wireless protocol with multiple wireless frequency bands supporting
- Supports remote configuration and OTA upgrade
- Adopts northbound/southbound communication with the platform to realize real-time data interaction
- Enables reading of power energy consumption data, including voltage, current, power and other parameters at the input and output terminals
- Supports acquisition of power maintenance and diagnostic data, such as fault modes, operating temperature, lighting duration, power model and other information
- Supports regular network-based patrol inspection to obtain the latest status of the project lighting system
- Allows scheduled execution of control strategies; strategies can be implemented locally by the Cat.1 single-lamp controller even when the network is disconnected
- Designed for use with EUM-LV driver with digital dimming function built in



OT DX NFC E/G2

Advantages

- For Zhaga Book18 Luminaires and D4i certified incl. Parts 25x + AUX
- Input Voltage Range: 176 ~ 264Vac
- Electrical interface and data communication fully based on open standards
- Fully programmable via software (DALI Interface, NFC)
- Low luminous efficacy tolerance through low output current tolerance of $\pm 1,5\%$
- High surge protection: up to 10 kV in protection class I or II
- Lifetime: up to 100,000 h (depending on Tc temperature, max. 10 % failure rate)
- Mains input undervoltage protection
- DEXAL interface (with 15V current supply on DALI-2 lines - DALI Part 250)
- SELV DEXAL and 24V AUX interface (DALI Part 150) up to 6W
- Standardized DALI-2 communication (incl. monitoring data, energy metering)
- Integrated ESD protection: more robust for installation on non-conductive poles
- Optimized NFC for programming from the top: easy accessibility in luminaires
- Surge and overvoltage protection on DALI interface for DALI installations
- LSI port for additional sensors and accessories
- Full compatibility with Tuner4TRONIC and T4T Field App
- BOX Programming: all drivers in one BOX can be programmed in one step

Dimming Functions

StepDIM, AstroDIM (Timer) DALI DT6 and DT8

Safety Certifications



About OPTOTRONIC DEXAL

The OPTOTRONIC DEXAL series is a constant-current, programmable and IP20 built-in LED driver, that operates from 176 ~ 264Vac input voltage with excellent efficiency and power factor. It helps in reducing the number of needed SKUs, thanks to wide operating windows, and it provides a robust, efficient, and all-round solution for connected street and area lighting, thanks to the D4i standardized interface.

Special features as low inrush current, extra ESD protections and high surge protection on DALI port, makes the product extremely robust for harsh outdoor conditions.

Furthermore, thanks to the LSI digital port, it can be combined with stand alone sensors to manage luminaires lumen output based on people and vehicle presence.

Also available with 2 channels for DT6 and DT8 tunable white applications.

Accessories



OT DX SD BOX

- Adds the StepDIM functionality to the Outdoor DEXAL LED driver range
- High surge protection: up to 10 kV (in protection class I or II)



Nominal Output Power (W)	Product Name	Programmable Output Current (mA)	Min Dimming Output Current (mA)	Output Voltage (Vdc)	Eff. @ 230Vac	Dimensions (L×W×H)(mm)
24	OT DX24/170-240/0A7 DIMA NFC G2 CE	150 ~ 700	35	12 ~ 48	89%	133 x 77 x 40
40	OT DX40/170-240/1A0 DIMA NFC G2 CE	150 ~ 1050	35	15 ~ 65	90%	133 x 77 x 40
75	OT DX75/170-240/1A0 DIMA NFC G2 CE	150 ~ 1050	35	35 ~ 150	93%	150 x 90 x 40
110	OT DX110/170-240/1A0 DIMA NFC G2 CE	150 ~ 1050	35	65 ~ 230	93%	150 x 90 x 40
165	OT DX165/170-240/1A0 DIMA NFC G2 CE	150 ~ 1050	35	130 ~ 260	94%	150 x 90 x 40
200	OT DX200/170-240/1A0 DIMA NFC G2 CE	150 ~ 1050	35	140 ~ 300	94%	170 x 100 x 40

Nominal Output Power (W)	Product Name	Programmable Output Current (mA)	Min Dimming Output Current (mA)	Output Voltage (Vdc)	Eff. @ 230Vac	Dimensions (L×W×H)(mm)
40	OT DX 40/170-240/1A0/2C NFC E TW	150 ~ 1050	25	15 ~ 65	89%	150 x 90 x 40
75	OT DX 75/170-240/1A0/2C NFC E TW	150 ~ 1050	25	35 ~ 118	92%	150 x 90 x 40



Advantages

- High efficiency up to 93%
- Input Voltage Range: 170 ~ 264Vac
- Full Power at Wide Output Current Range (Constant Power)
- Adjustable Output Current (AOC) with NFC
- Support DALI programming and NFC programming
- AstroDIM for autonomous dimming with five independent levels (Astro time mode)
- Dim-to-Off with Standby Power ≤ 0.5 W
- Always-on Auxiliary Power: 24Vdc, 125mA, 3W (Transient Peak Power up to 6W)
- Integrated Power Monitoring with Accuracy up to $\pm 5\%$
- Constant Light Output
- End-of-Life Indicator
- Input Surge Protection: DM 6kV, CM 10kV
- Dali Protection for programming cable (up to 15m)
- All-Around Protection: OVP, SCP, OTP, OLP, NLP, OPP
- IP20 Design and Suitable for Outdoor Applications in Luminaires with IP>54
- Suitable for Luminaires with Protection Class I and II
- Complies with Zhaga Interface Specification Book 13
- Full compatibility with Tuner4TRONIC and T4T Field APP

About ICUTRONIC DEXAL

The ICUTRONIC DEXAL series is a constant-current, programmable and IP20 built-in LED driver, that operates from 176 ~ 264Vac input voltage with excellent efficiency and power factor. It helps in reducing the number of needed SKUs, thanks to wide operating windows, and it provides a robust, efficient, and all-round solution for connected street and area lighting, thanks to the D4i standardized interface.

Dimming Functions

- DALI-2/D4i / Timer Dimmable
- Adjustable Dimming Curve

Safety Certifications





Output Power (W)	Product Name	Programmable Output Current (mA)	Min Dimming Output Current (mA)	Output Voltage (Vdc)	Eff.@ 230Vac	Dimensions (L×W×H)(mm)
24	IT DX 24/220-240/1A0 NFC E	200 ~ 1050	50	12 ~ 48	89%	123.3 x 79.7 x 33.4
40	IT DX 40/220-240/1A0 NFC E	200 ~ 1050	50	20 ~ 77	90%	123.3 x 79.7 x 33.4
75	IT DX 75/220-240/1A0 NFC E	200 ~ 1050	50	35 ~ 150	92%	133 x 77 x 37
110	IT DX 110/220-240/1A0 NFC E	200 ~ 1050	50	65 ~ 230	93%	150 x 90 x 39.5
165	IT DX 165/220-240/1A0 NFC E	200 ~ 1050	50	90 ~ 260	93%	150 x 90 x 39.5
200	IT DX 200/220-240/1A0 NFC E	200 ~ 1050	50	140 ~ 300	93%	170 x 100 x 40



Advantages

- Supply voltage: 220 ~ 240 V
- AstroDim functionality
- Constant Lumen Output (CLO)
- Available with different wattage: 20 W, 40 W, 75 W
- Output current range 350 ~ 1050 mA
- DALI-2 certified (Part 251, 252, 253)
- DALI dimming (min.10%)
- Versatile DALI driver due to flexible output characteristic
- High surge protection: up to 10 kV (single pulse or more)
- Long lasting and high reliability
- Fully programmable via T4T software (DALI / AstroDIM / Constant Lumen)
- Great flexibility due to wide operating temperature range of up to -40 ~ 60 °C
- Lifetime: up to 100,000 h (depending on Tc temperature, max. 10 % failure rate)

About IT DALI E

The compact Icutronic DALI series is available in 20W, 40W, and 75W versions. Thanks to its small form factor, the series offers a smart balance of functionality and performance.

It features AstroDIM and DALI-2 interface, including DALI Data (Parts 251, 252, 253). Please note that NTC, LEDset and NFC are not included.


Dimming Functions

- AstroDIM (Timer), DALI

Safety Certifications



Output Power (W)	Product Name	Adjustable Current Range (mA)	Min Dimming Output Current (mA)	Output Voltage (Vdc)	Eff. @ 220Vac	Dimensions (L×W×H)(mm)
20	IT DALI 20/220-240/1A0 E	200 ~ 1050	70	15 ~ 29	88%	103 x 67 x 30
40	IT DALI 40/220-240/1A0 E	200 ~ 1050	70	29 ~ 57	90%	103 x 67 x 30
75	IT DALI 75/220-240/1A0 E	200 ~ 1050	70	55 ~ 107	92%	123 x 79 x 67



Advantages

- High Efficiency (Up to 94.0%)
- Full Power at Wide Output Current Range (Constant Power)
- Adjustable Output Current (AOC) with NFC
- Input Voltage Range: 176 ~ 305Vac
- Output Lumen Compensation
- End-of-Life Indicator
- Long Lifetime Over 100K Hours at 75°C Case Temperature
- Input Surge Protection: DM 6kV, CM 10kV
- IP20 Design and Suitable for Outdoor Applications in Luminaires with IP>54
- Suitable for Luminaires with Protection Class I and II
- Complies with Zhaga Interface Specification Book 13
- 8-Year Warranty

Dimming Functions

- Isolated 1-10V / 3-Timer-Modes Dimmable (DT2 Models)
- DALI-2 / AC Dim / 3-Timer-Modes (BT2 Models)
- Dim-to-Off with Standby Power ≤ 0.5 W (BT2 Models)

Safety Certifications



SAA

EBS-BT2 Version Features

- DALI-2 and D4i Certified
- Always-on Auxiliary Power: 24Vdc, 125mA, 3W (Transient Peak Power up to 10W)
- Integrated 16Vdc Bus Power Supply Based on DALI-2
- Integrated Power Monitoring with High Accuracy up to $\pm 1\%$
- Thermal Sensing and Protection for LED Module
- All-Around Protection: IUVP, IOVP, OVP, SCP, OTP

EBS-DT2 Version Features

- All-Around Protection: OVP, SCP, OTP

Accessories



END-CAP02
Cable Clamp for Independent Applications

About EBS

EBS-BT2

The EBS-BT2 family comprises DALI-2 D4i LED drivers designed to provide OEMs with crucial driver information, reduced maintenance and product expenses, and simplified installation processes. These drivers include Inventronics Controls-Ready features such as Dim-to-Off and Always-On Auxiliary Power, enabling seamless integration with various lighting control networks. They are compatible with Class I and II luminaires, built-in use, and have a Zhaga compatible form factor. Operating within a voltage range of 176-305Vac, they supply streamlined production with time-saving wireless programming and offer a wide output current range. Additionally, these drivers include AC power monitoring, built-in surge protection, and output lumen compensation for enhanced functionality.

EBS-DT2

The EBS DT2 family represents the next generation of Class I/II drivers, offering a simplified yet highly flexible solution. These drivers feature convenient push terminals, wireless programming via Near Field Communication (NFC), and multiple dimming options. Their streamlined design facilitates easier installation, leading to a reduction in production time and lower installation costs. Additionally, they ensure reliability and quality performance with built-in surge protection, output lumen compensation, and an end-of-life indicator. Designed to meet the Zhaga Interface Book 13 edition 2, the EBS-DT2 drivers can seamlessly integrate into more compact and slim European luminaires.



Output Power (W)	Product Name	Full-power Current Range(mA)	Output Voltage Range (Vdc)	Eff.@ 220Vac	Lifetime (hours)	Dimensions (L×W×H)(mm)
25	EBS-025S045BT2	300 ~ 450	28 ~ 84	88.5%	120,000 Tc=75°C	133 x 77 x 33
	EBS-025S070BT2	450 ~ 700	18 ~ 56	88.5%		
	EBS-025S105BT2	700 ~ 1050	12 ~ 36	87.0%		
	EBS-025S045DT2	300 ~ 450	28 ~ 84	88.5%	109,000 Tc=75°C	133 x 77 x 33
	EBS-025S070DT2	450 ~ 700	18 ~ 56	88.0%		
	EBS-025S105DT2	700 ~ 1050	12 ~ 36	87.5%		
40	EBS-040S045BT2	300 ~ 450	44 ~ 133	90.5%	110,000 Tc= 75°C	133 x 77 x 33
	EBS-040S070BT2	450 ~ 700	28 ~ 89	90.5%		
	EBS-040S105BT2	700 ~ 1050	19 ~ 57	89.5%		
	EBS-040S045DT2	300 ~ 450	44 ~ 133	90.5%	104,000 Tc= 75°C	133 x 77 x 33
	EBS-040S070DT2	450 ~ 700	28 ~ 89	89.0%		
	EBS-040S105DT2	700 ~ 1050	19 ~ 57	89.5%		
80	EBS-080S070BT2	450 ~ 700	57 ~ 178	92.5%	100,000 Tc= 75°C	133 x 77 x 36
	EBS-080S105BT2	700 ~ 1050	38 ~ 114	92.5%		
	EBS-080S150BT2	1050 ~ 1500	27 ~ 76	92.0%		
	EBS-080S070DT2	450 ~ 700	57 ~ 178	92.5%	120,000 Tc= 75°C	133 x 77 x 36
	EBS-080S105DT2	700 ~ 1050	38 ~ 114	92.5%		
	EBS-080S150DT2	1050 ~ 1500	27 ~ 76	91.5%		
120	EBS-120S070BT2	450 ~ 700	86 ~ 266	93.5%	120,000 Tc=75°C	150 x 85 x 39
	EBS-120S105BT2	700 ~ 1050	57 ~ 171	93.0%		
	EBS-120S150BT2	1050 ~ 1500	40 ~ 114	93.0%		
	EBS-120S070DT2	450 ~ 700	86 ~ 266	93.0%	100,000 Tc=75°C	150 x 85 x 39
	EBS-120S105DT2	700 ~ 1050	57 ~ 171	93.0%		
	EBS-120S150DT2	1050 ~ 1500	40 ~ 114	92.5%		
165	EBS-165S070BT2	450 ~ 700	118 ~ 367	94.0%	120,000 Tc=75°C	170 x 100 x 40
	EBS-165S105BT2	700 ~ 1050	79 ~ 236	94.0%		
	EBS-165S150BT2	1050 ~ 1500	55 ~ 157	93.5%		
	EBS-165S070DT2	450 ~ 700	118 ~ 367	94.0%	115,000 Tc=75°C	170 x 100 x 40
	EBS-165S105DT2	700 ~ 1050	79 ~ 236	94.0%		
	EBS-165S150DT2	1050 ~ 1500	55 ~ 157	94.0%		



Advantages

- 4DIM functionalities in one device: StepDIM, AstroDIM, MainsDIM, DALI
- Input Voltage Range: 176 ~ 264Vac
- 1DIM functionality: AstroDIM
- DALI-2 certified incl. Parts 251, 252, 253
- Easy and fast wireless luminaire programming
- Very high efficiency up to 94%
- High surge protection: up to 10 kV (in protection class I or II)
- Great flexibility due to wide operating temperature range of up to -40 ~ 60 °C
- High surge DALI protection: 1 kV
- Protection through double isolation between mains input and LED output
- Optimized NFC for programming from the top: easy accessibility in luminaires Constant Light Output
- End-of-Life Indicator
- Input Surge Protection: DM 6kV, CM 10kV
- All-Around Protection: OVP, SCP, OTP, OLP, NLP, OPP
- IP20 Design and Suitable for Outdoor Applications in Luminaires with IP>54
- Suitable for Luminaires with Protection Class I and II
- Complies with Zhaga Interface Specification Book 13
- Full compatibility with Tuner4TRONIC and T4T Field APP

Dimming Functions

- 4DIM: StepDIM, AstroDIM (Timer), MainsDIM, DALI
- 1DIM: AstroDIM (Timer)

Safety Certifications



About OPTOTRONIC 4DIM/1DIM

The Optotronic 4DIM/1DIM G3 series is a constant-current, programmable and IP20 built-in LED driver, that operates from 176 ~ 264Vac input voltage with excellent efficiency and power factor. It helps to optimize luminaire performances thanks to multiple operating windows, and it provides a robust, efficient, and all-round solution for connected street and area lighting (OT 4DIM with DALI-2) or for basic luminaires with only autonomous dimming requirements (OT 1DIM with AstroDIM)



Output Power (W)	Dimming Interface	Product Name	Programmable Output Current (mA)	Min Dimming Output Current (mA)	Output Voltage (Vdc)	Eff. @ 230Vac	Dimensions (L×W×H)(mm)
22	StepDIM, AstroDIM, MainsDIM, DALI	OT 20/170-240/1A0 4DIM NFC G3CE	150 ~ 1050	70	10 ~ 38	87.0%	123 x 79 x 33
40	StepDIM, AstroDIM, MainsDIM, DALI	OT 40/170-240/0A7 4DIM NFC G3CE	150 ~ 700	70	30 ~ 77	90.0%	123 x 79 x 33
40	StepDIM, AstroDIM, MainsDIM, DALI	OT 40/170-240/1A0 4DIM NFC G3CE	150 ~ 1050	70	15 ~ 56	90.0%	123 x 79 x 33
75	StepDIM, AstroDIM, MainsDIM, DALI	OT 75/170-240/0A7 4DIM NFC G3CE	150 ~ 700	70	50 ~ 150	93.0%	123 x 79 x 33
75	StepDIM, AstroDIM, MainsDIM, DALI	OT 75/170-240/1A0 4DIM NFC G3CE	150 ~ 1050	70	35 ~ 115	93.0%	123 x 79 x 33
75	StepDIM, AstroDIM, MainsDIM, DALI	OT 75/170-240/1A5 4DIM NFC G3CE	350 ~ 1500	70	25 ~ 75	93.0%	133 x 77 x 40
110	StepDIM, AstroDIM, MainsDIM, DALI	OT 110/170-240/1A0 4DIM NFCG3CE	150 ~ 1050	70	55 ~ 157	93.0%	133 x 77 x 40
110	StepDIM, AstroDIM, MainsDIM, DALI	OT 110/170-240/0A7 4DIM NFCG3CE	150 ~ 700	70	80 ~ 220	93.0%	133 x 77 x 40
165	StepDIM, AstroDIM, MainsDIM, DALI	OT 165/170-240/1A0 4DIM NFCG3CE	150 ~ 1050	70	90 ~ 260	94.0%	150 x 90 x 40
200	StepDIM, AstroDIM, MainsDIM, DALI	OT 200/170-240/1A0 4DIM NFCG3CE	150 ~ 1050	70	140 ~ 300	94.0%	170 x 100 x 40

Output Power (W)	Dimming Interface	Product Name	Programmable Output Current (mA)	Min Dimming Output Current (mA)	Output Voltage (Vdc)	Eff. @ 230Vac	Dimensions (L×W×H)(mm)
22	AstroDIM	OT 20/170-240/1A0 1DIM NFC G3	150 ~ 1050	70	10 ~ 38	87.0%	123 x 79 x 33
40	AstroDIM	OT 40/170-240/0A7 1DIM NFC G3	150 ~ 700	70	30 ~ 77	90.0%	123 x 79 x 33
40	AstroDIM	OT 40/170-240/1A0 1DIM NFC G3	150 ~ 1050	70	15 ~ 56	90.0%	123 x 79 x 33
75	AstroDIM	OT 75/170-240/0A7 1DIM NFC G3	150 ~ 700	70	50 ~ 150	93.0%	123 x 79 x 33
75	AstroDIM	OT 75/170-240/1A0 1DIM NFC G3	150 ~ 1050	70	35 ~ 115	93.0%	123 x 79 x 33
110	AstroDIM	OT 110/170-240/0A7 1DIM NFC G3	150 ~ 700	70	55 ~ 157	93.0%	133 x 77 x 40
110	AstroDIM	OT 110/170-240/1A0 1DIM NFC G3	150 ~ 1050	70	80 ~ 220	93.0%	133 x 77 x 40
165	AstroDIM	OT 165/170-240/1A0 1DIM NFC G3	150 ~ 1050	70	90 ~ 260	94.0%	150 x 90 x 40

Output Power (W)	Product Name	Adjustable Current Range (mA)	Min Dimming Output Current (mA)	Output Voltage (Vdc)	Eff. @ 220Vac	Dimensions (L×W×H)(mm)
15	OT 15/120-240/0A7 1DIM NFC CE	150 ~ 700	70	12 ~ 45	86.0%	103 x 30 x 67
30	OT 30/120-240/0A7 1DIM NFC CE	150 ~ 700	70	18 ~ 57	89.0%	103 x 30 x 67
60	OT 60/120-240/1A0 1DIM NFC CE	150 ~ 1050	70	28 ~ 86	91.0%	103 x 30 x 67



Advantages

- High Efficiency (Up to 96.5%)
- Full Power at Wide Output Current Range (Constant Power)
- Adjustable Output Current (AOC) with Programmability
- Input Voltage Range: 90 ~ 305Vac(EUM-Mx) 249-528Vac(ESM-Mx)
- Always-on Auxiliary Power: 12Vdc, 250mA, 3W (Transient Peak Power up to 10W)
- Output Lumen Compensation
- End-of-Life Indicator
- Input Surge Protection: DM 6kV, CM 10kV
- All-Around Protection: IUVP, IOVP, OVP, SCP, OTP
- IP66 / IP67 and UL Dry / Damp / Wet Location
- TYPE HL, for Use in a Class I, Division 2 Hazardous (Classified) Location
- 5-Year Warranty

Dimming Functions

- Isolated 0-10V / PWM / 3-Timer-Modes Dimmable
- INV Digital Dimming, UART Based Communication Protocol
- Dim-to-Off with Standby Power

Safety Certifications



About EUM-Mx

The EUM-Mx series offers full power at a wide output current range and supply Controls-Ready features such as Dim-to-Off and an Always-On Auxiliary Power of 12Vdc, 250mA with a transient peak up to 10W to better power occupancy and daylight sensors. This provides a cost-optimized solution by removing the need for additional power packs and AC Relays. They offer a reliable performance with a high level of built-in surge protection and added Input Over Voltage (IOV) and Input Under Voltage (IUVP) protection to help against poor power quality supplies to the LED driver. The MG series provides a global cable to reduce inventory SKUs, the MT Series are UL Class P recognized and the MB series are BIS certified to offer a solution for a wide range of applications and regions.

About ESM-Mx

The ESM-Mx family are high input voltage Controls-Ready drivers offering OEMs a cost-optimized solution. They provide design flexibility with full power at a wide output current range. Their Controls-Ready features such as Dim-to-Off and an Always-On Auxiliary Power of 12Vdc, 250mA with a transient peak up to 10W to better power occupancy and daylight sensors. The ESM-Mx operates on a vast array of lighting control networks via a 0-10V dimming input. These IP66/IP67 drivers have industry-leading built-in surge protection and longer lifetimes for harsh environmental applications. They provide the added convenience of UL Class P (MT series) and models with a global cable to reduce inventory SKUs (MG series).

EUM-Mx

Output Power (W)	Product Name	Full-power Current Range(mA)	Output Voltage Range (Vdc)	Eff.@ 220Vac	Lifetime (hours)	Dimensions (L×W×H)(mm)
75	EUM-075S105Mx①	700 ~ 1050	36 ~ 107	90.5%	101,000 Tc= 70°C	142(125) × 67.5 × 36.5
	EUM-075S150Mx	1050 ~ 1500	25 ~ 72	89.5%		
	EUM-075S210Mx ★	1400 ~ 2100	18 ~ 54	89.0%		
100	EUM-100S105Mx	700 ~ 1050	48 ~ 143	92.5%	112,000 Tc= 70°C	148(131) × 67.5 × 36.5
	EUM-100S150Mx	1050 ~ 1500	34 ~ 95	92.5%		
	EUM-100S280Mx ★	1750 ~ 2800	17 ~ 54	91.0%		
150	EUM-150S105Mx	700 ~ 1050	72 ~ 214	93.5%	104,000 Tc= 70°C	178(161) × 67.5 × 36.5
	EUM-150S150Mx	1050 ~ 1500	50 ~ 143	93.0%		
	EUM-150S210Mx	1400 ~ 2100	36 ~ 107	92.5%		
	EUM-150S420Mx	2800 ~ 4200	18 ~ 54	91.5%		
200	EUM-200S105Mx	700 ~ 1050	95 ~ 286	93.5%	102,000 Tc= 70°C	188(171) × 67.5 × 36.5
	EUM-200S150Mx	1050 ~ 1500	67 ~ 190	93.5%		
	EUM-200S280Mx	1800 ~ 2800	36 ~ 111	93.0%		
	EUM-200S560Mx	3500 ~ 5600	18 ~ 57	92.0%		
240	EUM-240S105Mx	700 ~ 1050	115 ~ 343	94.0%	101,000 Tc= 70°C	218(201) × 67.5 × 38.5
	EUM-240S150Mx	1050 ~ 1500	80 ~ 229	93.5%		
	EUM-240S350Mx	2150 ~ 3500	35 ~ 111	93.0%		
	EUM-240S670Mx	4200 ~ 6700	18 ~ 57	92.5%		
320	EUM-320S105Mx	700 ~ 1050	153 ~ 457	94.5%	112,000 Tc= 70°C	243(224) × 80 × 44.5
	EUM-320S150Mx	1050 ~ 1500	107 ~ 305	94.0%		
	EUM-320S250Mx	1750 ~ 2500	64 ~ 183	94.0%		
	EUM-320S500Mx	2850 ~ 5000	32 ~ 112	93.5%		
	EUM-320S760Mx	5350 ~ 7600	21 ~ 60	92.5%		
400	EUM-400S150Mx	1050 ~ 1500	133 ~ 381	94.5%	113,000 Tc=70°C	262(243) × 90 × 43.5
	EUM-400S910Mx	7150 ~ 9100	24 ~ 56	94.0%		
480	EUM-480S140Mx	1050 ~ 1400	171 ~ 457	94.5%	102,000 Tc=70°C	262(243) × 90 × 43.5
	EUM-480S280Mx	2100 ~ 2800	86 ~ 228	94.0%		
	EUM-480S420Mx	3150 ~ 4200	57 ~ 152	94.0%		
	EUM-480S560Mx	4350 ~ 5600	43 ~ 110	94.0%		
	EUM-480S10AMx	8600 ~ 10000	24 ~ 56	94.0%		
680	EUM-680S170Mx	1250 ~ 1700	200 ~ 544	95.5%	107,000 Tc=70°C	275(250)×135 x 46
	EUM-680S240Mx	1800 ~ 2400	141.5 ~ 378	94.5%		
	EUM-680S350Mx	2600 ~ 3500	97.1 ~ 262	95.0%		
	EUM-680S560Mx	4200 ~ 5600	60.7 ~ 163	94.5%		
	EUM-680S840Mx	6300 ~ 8400	40.4 ~ 108	95.0%		
	EUM-680S15AMx	12600 ~ 15000	22.6 ~ 54	95.5%		
880	EUM-880S280Mx	1950 ~ 2800	157 ~ 452	95.0%	105,000 Tc= 70°C	275(250)×144 x 48.5
	EUM-880S420Mx	3000 ~ 4200	104 ~ 294	95.5%		
	EUM-880S700Mx	4900 ~ 7000	63 ~ 180	96.0%		
	EUM-880S11AMx	8000 ~ 11500	38 ~ 110	95.5%		
	EUM-880S20AMx	16300 ~ 20000	22 ~ 54	95.5%		

★ : Class 2 Model

① : x=G are UL Recognized, ENEC and CCC, etc. models; x=T are UL Class P models.

ESM-Mx

Output Power (W)	Product Name	Full-power Current Range(mA)	Output Voltage Range (Vdc)	Eff.@ 480Vac	Lifetime (hours)	Dimensions (L×W×H)(mm)
150	ESM-150S105Mx ^①	700 ~ 1050	72 ~ 214	93.5%	100,000 Tc=70°C	178(161)× 76.5× 38.5
	ESM-150S150Mx	1050 ~ 1500	50 ~ 143	93.0%		
	ESM-150S210Mx	1400 ~ 2100	36 ~ 107	92.5%		
	ESM-150S420Mx	2800 ~ 4200	18 ~ 54	92.0%		
240	ESM-240S105Mx	700 ~ 1050	115 ~ 343	94.0%	106,000 Tc= 70°C	218(201) × 76.5 × 38.5
	ESM-240S150Mx	1050 ~ 1500	80 ~ 229	93.5%		
	ESM-240S350Mx	2150 ~ 3500	35 ~ 111	93.0%		
	ESM-240S670Mx	4200 ~ 6700	18 ~ 57	92.5%		
320	ESM-320S105Mx	700 ~ 1050	153 ~ 457	95.0%	105,000 Tc= 70°C	243(224) × 85 × 44.5
	ESM-320S150Mx	1050 ~ 1500	107 ~ 305	94.5%		
	ESM-320S250Mx	1750 ~ 2500	64 ~ 183	94.5%		
	ESM-320S500Mx	2850 ~ 5000	32 ~ 112	94.0%		
	ESM-320S760Mx	5350 ~ 7600	21 ~ 60	94.0%		
480	ESM-480S140Mx	1050 ~ 1400	171 ~ 457	95.5%	100,000 Tc=70°C	262(243) × 90 × 43.5
	ESM-480S280Mx	2100 ~ 2800	86 ~ 228	95.5%		
	ESM-480S420Mx	3150 ~ 4200	57 ~ 152	95.0%		
	ESM-480S560Mx	4350 ~ 5600	43 ~ 110	95.0%		
	ESM-480S10AMx	8600 ~ 10000	24 ~ 56	95.0%		
680	ESM-680S170Mx/MGS	1250 ~ 1700	200 ~ 544	96.0%	102,000 Tc= 70°C	Mx: 275(250) × 135 x 46 MGS: 300(275) x 151 x 46
	ESM-680S240Mx/MGS	1800 ~ 2400	141.5 ~ 378	95.5%		
	ESM-680S350Mx/MGS	2600 ~ 3500	97.1 ~ 262	95.5%		
	ESM-680S560Mx/MGS	4200 ~ 5600	60.7 ~ 163	95.5%		
	ESM-680S840Mx/MGS	6300 ~ 8400	40.4 ~ 108	95.5%		
	ESM-680S15AMx/MGS	12600 ~ 15000	22.6 ~ 54	94.5%		
880	ESM-880S280Mx/MGS	1950 ~ 2800	157 ~ 452	96.0%	100,000 Tc= 70°C	Mx: 275(250)x144 x 48.5 MGS: 300(275) x 160 x 48.5
	ESM-880S420Mx/MGS	3000 ~ 4200	104 ~ 294	95.5%		
	ESM-880S700Mx/MGS	4900 ~ 7000	63 ~ 180	96.0%		
	ESM-880S11AMx/MGS	8000 ~ 11500	38 ~ 110	95.0%		
	ESM-880S20AMx/MGS	16300 ~ 20000	22 ~ 54	95.5%		
1200	ESM-1K2S350Mx/MGS	2600 ~ 3500	171 ~ 462	96.5%	101,000 Tc= 70°C	Mx: 310(285) × 141 × 48.5 MGS: 330(305) x 166.5 x 49.5
	ESM-1K2S525Mx/MGS	3950 ~ 5250	114 ~ 304	96.0%		
	ESM-1K2S740Mx/MGS	5550 ~ 7400	81 ~ 217	96.5%		

① : x=G are UL Recognized, ENEC and CCC, etc. models; x=T are UL Class P models.



Advantages

- Full Power at Wide Output Current Range (Constant Power)
- Adjustable Output Current (AOC) with Programmability
- INV Digital Dimming, UART Based Communication Protocol Compliant with T/CSA-051
- At Power on, The Default Maximum Digital Dimming Level
- Dim-to-Off with Standby Power ≤ 0.5 W
- Always-on Auxiliary Power: 4Vdc, 500mA, 2W (Transient Peak Power up to 8W)
- Integrated Power Metering with High Accuracy up to $\pm 1\%$
- Output Lumen Compensation
- End-of-Life Indicator
- Input Surge Protection: DM 6kV, CM 10kV
- All-Around Protection: IUVP, IOVP, OVP, SCP, OTP
- IP66/IP67

About EUM-LV

The EUM-LV series is a constant-current, and IP66/IP67 rated LED driver that operates from 90-305Vac input with excellent power factor. Created for smart lighting and health monitoring applications, this family provides integrated AC power monitoring with an auxiliary voltage and dim-to-off functionality for powering low voltage, wireless controls. The dimming control supports two-way communication via Digital Dimming, a UART based communication protocol that complies with T/CSA-051. The high efficiency of these drivers and compact metal case enables them to run cooler, significantly improving reliability and extending product life. To ensure trouble-free operation, protection is provided against input surge, input under voltage, input over voltage, output over voltage, short circuit, and over temperature.

Dimming Functions

- INV Digital Dimming, UART Based Communication Protocol Compliant with T/CSA-051

Safety Certifications





Output Power (W)	Product Name	Full-power Current Range(mA)	Output Voltage Range (Vdc)	Eff.@ 220Vac	Lifetime (hours)	Dimensions (L×W×H)(mm)	
75	EUM-075S105LV	700-1050	36-107	90.50%	105,000	125 × 67.5 × 36.5	142 × 67.5 × 36.5
75	EUM-075S210LV	1400-2100	18-54	89.00%	105,000	125 × 67.5 × 36.5	142 × 67.5 × 36.5
100	EUM-100S105LV	700-1050	48-143	93.50%	112,000	131 × 67.5 × 36.5	148 × 67.5 × 36.5
100	EUM-100S280LV	1750-2800	17-54	91.50%	112,000	131 × 67.5 × 36.5	148 × 67.5 × 36.5
150	EUM-150S105LV	700-1050	72-214	93.50%	104,000	161 × 67.5 × 36.5	178 × 67.5 × 36.5
150	EUM-150S420LV	2800-4200	18-54	92.50%	104,000	161 × 67.5 × 36.5	178 × 67.5 × 36.5
200	EUM-200S105LV	700-1050	95-286	94.00%	102,000	171 × 67.5 × 36.5	188 × 67.5 × 36.5
200	EUM-200S560LV	3500-5600	18-57	92.50%	102,000	171 × 67.5 × 36.5	188 × 67.5 × 36.5
240	EUM-240S105LV	700-1050	115-343	93.50%	101,000	201 × 67.5 × 38.5	218 × 67.5 × 38.5
240	EUM-240S670LV	4200-6700	18-57	92.50%	101,000	201 × 67.5 × 38.5	218 × 67.5 × 38.5



Advantages

- High Efficiency (Up to 96%)
- Full Power at Wide Output Current Range (Constant Power)
- Adjustable Output Current (AOC) with NFC
- Input Voltage Range: 90 ~ 305Vac(EUM-Bx) 249-528Vac(ESM-Bx)
- Integrated Power Metering with High Accuracy up to $\pm 1\%$
- Output Lumen Compensation
- End-of-Life Indicator
- Thermal Sensing and Protection for LED Module
- Surge Protection: CM 6kV, DM10kV
- IP66 / IP67 and UL Dry / Damp / Wet Location
- TYPE HL, for Use in a Class I, Division 2 Hazardous (Classified) Location
- 7 Years Warranty

Dimming Functions

- DALI-2 and D4i Certified
- 3-Timer-Modes Dimmable
- Dim-to-Off with Low Standby Power

Safety Certifications



global-mark

About EUM-Bx

The EUM-Bx series is DALI-2 D4i certified, allowing for extensive health diagnostics tracking for the LED driver, seamless plug-and-play controls, and standardization of intra-luminaire designs. They are extremely flexible with wireless programmability via Near Field Communication (NFC) to help OEMs streamline production and simplify installation. The EUM-Bx series is Controls-Ready with Dim-to-Off and Always-On Auxiliary Power of 24Vdc, 125mA with a transient peak up to 10W. They also provide the added convenience of integrated power monitoring allowing users to measure energy consumption. The BG series provides a global cable to reduce inventory SKUs, the BT Series are UL Class P recognized, and the BB series are BIS certified to offer a solution for a wide range of applications and regions. Available also as DALI-2 in Class I and Class II (EUM-Ex and EUM-EE)

About ESM-Bx

The ESM-Bx series is DALI-2 D4i certified which allows the tracking and monitoring of health diagnostics for LED drivers, provides plug-and-play controls, and standardizes intra-luminaire designs. They are extremely flexible with wireless programmability via Near Field Communication (NFC) to help OEMs streamline production and simplify installation. The ESM-Bx series is Controls-Ready with Dim-to-Off and Always-On Auxiliary Power of 24Vdc, 125mA with a transient peak up to 10W. They also provide the added convenience of integrated power monitoring allowing users to measure energy consumption. The BG models utilize globally accepted cables that help reduce SKUs, the BT models provide UL Class P certification.

EUM-Bx

Output Power (W)	Product Name	Full-power Current Range(mA)	Output Voltage Range (Vdc)	Eff.@ 220Vac	Lifetime (hours)	Dimensions (L×W×H)(mm)
75	EUM-075S105Bx ^①	700 ~ 1050	36 ~ 107	90.5%	101,000 Tc= 70°C	142(125) × 67.5 × 36.5
	EUM-075S150Bx	1050 ~ 1500	25 ~ 72	89.5%		
	EUM-075S210Bx ★	1400 ~ 2100	18 ~ 54	89.0%		
100	EUM-100S105Bx	700 ~ 1050	48 ~ 143	92.5%	112,000 Tc= 70°C	148(131) × 67.5 × 36.5
	EUM-100S150Bx	1050 ~ 1500	34 ~ 95	92.5%		
	EUM-100S280Bx ★	1750 ~ 2800	17 ~ 54	91.0%		
150	EUM-150S105Bx	700 ~ 1050	72 ~ 214	93.5%	104,000 Tc= 70°C	178(161) × 67.5 × 36.5
	EUM-150S150Bx	1050 ~ 1500	50 ~ 143	93.0%		
	EUM-150S210Bx	1400 ~ 2100	36 ~ 107	92.5%		
	EUM-150S420Bx	2800 ~ 4200	18 ~ 54	91.5%		
200	EUM-200S105Bx	700 ~ 1050	95 ~ 286	93.5%	102,000 Tc= 70°C	188(171) × 67.5 × 36.5
	EUM-200S150Bx	1050 ~ 1500	67 ~ 190	93.5%		
	EUM-200S280Bx	1800 ~ 2800	36 ~ 111	93.0%		
	EUM-200S560Bx	3500 ~ 5600	18 ~ 57	92.0%		
240	EUM-240S105Bx	700 ~ 1050	115 ~ 343	94.0%	101,000 Tc= 70°C	218(201) × 67.5 × 38.5
	EUM-240S150Bx	1050 ~ 1500	80 ~ 229	93.5%		
	EUM-240S350Bx	2150 ~ 3500	35 ~ 111	93.0%		
	EUM-240S670Bx	4200 ~ 6700	18 ~ 57	92.5%		
320	EUM-320S105Bx	700 ~ 1050	153 ~ 457	94.5%	112,000 Tc=70°C	243(224) × 80 × 44.5
	EUM-320S150Bx	1050 ~ 1500	107 ~ 305	94.0%		
	EUM-320S250Bx	1750 ~ 2500	64 ~ 183	94.0%		
	EUM-320S500Bx	2850 ~ 5000	32 ~ 112	93.5%		
	EUM-320S760Bx	5350 ~ 7600	21 ~ 60	92.5%		
480	EUM-480S140BG	1050 ~ 1400	171 ~ 457	95.0%	110,000 Tc=70°C	262(243) × 90 × 43.5
	EUM-480S280BG	2100 ~ 2800	86 ~ 228	95.0%		
	EUM-480S420BG	3150 ~ 4200	57 ~ 152	94.0%		
	EUM-480S560BG	4350 ~ 5600	43 ~ 110	94.0%		
	EUM-480S10ABG	8600 ~ 10000	24 ~ 56	94.0%		
680	EUM-680S170BG	1250 ~ 1700	200 ~ 544	95.5%	107,000 Tc=70°C	275(250) × 135 × 46
	EUM-680S240BG	1800 ~ 2400	141.5 ~ 378	94.5%		
	EUM-680S350BG	2600 ~ 3500	97.1 ~ 262	95.0%		
	EUM-680S560BG	4200 ~ 5600	60.7 ~ 163	94.5%		
	EUM-680S840BG	6300 ~ 8400	40.4 ~ 108	95.0%		
	EUM-680S15ABG	12600 ~ 15000	22.6 ~ 54	95.5%		

★ : Class 2 Model

① : x=G are UL Recognized, ENEC and CCC, etc. models; x=T are UL Class P models; x=B are BIS models.

ESM-Bx

Output Power (W)	Product Name	Full-power Current Range(mA)	Output Voltage Range (Vdc)	Eff.@ 480Vac	Lifetime (hours)	Dimensions (L×W×H)(mm)
100	ESM-100S105Bx ^①	700 ~ 1050	48 ~ 143	92.0%	100,000 Tc=70°C	148(131) × 76.5 × 38.5
	ESM-100S150Bx	1050 ~ 1500	34 ~ 95	91.5%		
	ESM-100S280Bx	1750 ~ 2800	17 ~ 54	90.5%		
150	ESM-150S105Bx	700 ~ 1050	72 ~ 214	93.0%	100,000 Tc=70°C	178(161) × 76.5 × 38.5
	ESM-150S150Bx	1050 ~ 1500	50 ~ 143	93.0%		
	ESM-150S210Bx	1400 ~ 2100	36 ~ 107	92.5%		
	ESM-150S420Bx	2800 ~ 4200	18 ~ 54	92.0%		
240	ESM-240S105Bx	700 ~ 1050	115 ~ 343	94.0%	106,000 Tc=70°C	218(201) × 76.5 × 38.5
	ESM-240S150Bx	1050 ~ 1500	80 ~ 229	93.5%		
	ESM-240S350Bx	2150 ~ 3500	35 ~ 111	93.0%		
	ESM-240S670Bx	4200 ~ 6700	18 ~ 57	92.5%		
320	ESM-320S105Bx	700 ~ 1050	153 ~ 457	95.0%	105,000 Tc=70°C	243(224) × 85 × 44.5
	ESM-320S150Bx	1050 ~ 1500	107 ~ 305	94.5%		
	ESM-320S250Bx	1750 ~ 2500	64 ~ 183	94.5%		
	ESM-320S500Bx	2850 ~ 5000	32 ~ 112	94.0%		
	ESM-320S760Bx	5350 ~ 7600	21 ~ 60	94.0%		
480	ESM-480S140BG	1050 ~ 1400	171 ~ 457	95.0%	100,000 Tc=70°C	262(243) × 90 × 43.5
	ESM-480S280BG	2100 ~ 2800	86 ~ 228	94.0%		
	ESM-480S420BG	3150 ~ 4200	57 ~ 152	95.0%		
	ESM-480S560BG	4350 ~ 5600	43 ~ 110	94.5%		
	ESM-480S10ABG	8600 ~ 10000	24 ~ 56	94.5%		
680	ESM-680S170BG	1250 ~ 1700	200 ~ 544	96.0%	102,000 Tc=70°C	275(250) × 135× 46
	ESM-680S240BG	1800 ~ 2400	141.5 ~ 378	95.5%		
	ESM-680S350BG	2600 ~ 3500	97.1 ~ 262	95.5%		
	ESM-680S560BG	4200 ~ 5600	60.7 ~ 163	95.5%		
	ESM-680S840BG	6300 ~ 8400	40.4 ~ 108	95.5%		
	ESM-680S15ABG	12600 ~ 15000	22.6 ~ 54	94.5%		



① : x=G are UL Recognized, ENEC and CCC, etc. models; x=T are UL Class P models; x=B are BIS models.

IT 0-10 Non-isolated BRICK



Advantages

- Non-Isolated Design with Low Residual Output Voltage < 2 kV
- No Afterglow on Specific Models
- Ultra High Efficiency (Up to 97%)
- Full Power at Wide Output Current Range (Constant Power)
- Adjustable Output Current (AOC) with T4T (Tuner4TRONIC)
- Dim-to-Off with Standby Power ≤ 0.5 W
- Adjustable Dimming Curve
- Always-on Auxiliary Power: 12Vdc, 200mA
- End-of-Life Indicator
- Override Dimming
- Constant Lumen
- Additional port (BM+) for current setting via external Dip Switch
- Additional port (OP+) for external Light Sensor
- Input Surge Protection: DM 6kV, CM 6kV
- All-Around Protection: OTP, OVP, SCP

Dimming Functions

- Isolated 0(1)-10V/PWM/Resistor/AstroDIM(Timer)

About IT 0-10 Non-isolated BRICK

The BRICK IT 0-10 /100-277/N y series is a constant-current and IP20 rated LED driver that operates from 90-305Vac input with excellent power factor. Created for area lighting application, this family provides an auxiliary voltage and dim-to-off functionality for powering low voltage sensors. The dimming control supports 0(1)-10V, PWM dimming, resistor dimming, and AstroDIM dimming. The high efficiency of these drivers and compact metal case enables them to run cooler, significantly improving reliability and extending product life. To ensure trouble-free operation, protection is provided against input surge, output over voltage, short circuit, and over temperature.

Safety Certifications



EAN	Product Name	Output Power (W)	Connection	Adjustable Current Range(mA)	Min Dimming Output Current(mA)	Output Voltage (Vdc)	Efficiency (max.)	Dimensions (L×W×H) (mm)
6937186162281	IT 0-10 100/100-277/0A5/N E A12 OP	100	Push Terminal	33-500	33	180-300	96.0%	120.6 x 55 x 33
6937186162304	IT 0-10 150/100-277/0A75/N E A12 OP	150	Push Terminal	50-750	50	180-300	96.5%	120.6 x 55 x 33
6937186162328	IT 0-10 200/100-277/0A9/N E A12 OP	200	Push Terminal	67-900	67	180-300	96.0%	135.6 x 55 x 33
6937186162342	IT 0-10 240/100-277/1A1/N E A12 OP	240	Push Terminal	80-1100	80	180-300	97.0%	135.6 x 55 x 33
6937186162366	IT 0-10 320/100-277/1A6/N E A12 OP	320	Push Terminal	107-1600	107	180-300	96.5%	176.6 x 55 x 33
6937186162885	IT 0-10 100/100-277/0A5/N F A12 OP	100	Flying Leads	33-500	33	180-300	96.0%	120.6 x 55 x 33
6937186162908	IT 0-10 150/100-277/0A75/N F A12 OP	150	Flying Leads	50-750	50	180-300	96.5%	120.6 x 55 x 33
6937186162922	IT 0-10 200/100-277/0A9/N F A12 OP	200	Flying Leads	67-900	67	180-300	96.0%	135.6 x 55 x 33
6937186162946	IT 0-10 240/100-277/1A1/N F A12 OP	240	Flying Leads	80-1100	80	180-300	97.0%	135.6 x 55 x 33
6937186162960	IT 0-10 320/100-277/1A6/N F A12 OP	320	Flying Leads	107-1600	107	180-300	96.5%	176.6 x 55 x 33



IT 0-10 P67



Advantages

- High efficiency up to 94.5%
- Input Voltage Range: 90 ~ 305Vac
- AstroDIM for autonomous dimming with five independent levels (Astro time mode)
- Dim-to-Off with Standby Power ≤ 0.5 W
- Always-on Auxiliary Power: 12Vdc, 100mA(P/N) on specific versions
- Input Surge Protection: DM 6kV, CM 10kV (≥ 75 W)
DM 6kV, CM 6kV (< 75 W)
- Suitable for Luminaires with Protection Class I and II
- Override dimming
- IP66/IP67
- 5-Year Warranty

About IT 0-10 P67

The IT 0-10 P67 series is constant-current, programmable and IP66/IP67 rated LED driver that operates from 90-305Vac input with excellent power factor. Providing a stable, efficient, and all-round solution for global street and area lighting.

Dimming Functions

- Isolated 1(0)-10V/ PWM / Resistor/ Timer Dimmable
- Adjustable Dimming Curve
- Override dimming

Safety Certifications



Output Power (W)	Product Name	Full-Power Current Range (mA)	Min Dimming Output Current (mA)	Output Voltage (Vdc)	Eff. @ 220Vac	Dimensions (L×W×H)(mm)
30	IT 0-10 30/100-277/0A5 P67 x ①	300 ~ 500	30	30 ~ 100	88.0%	112(95) x 64 x 32
30	IT 0-10 30/100-277/0A5 P67 x A12	300 ~ 500	30	30 ~ 100	88.0%	112(95) x 64 x 32
30	IT 0-10 30/100-277/1A05 P67 x	550 ~ 1050	55	17 ~ 54	89.0%	112(95) x 64 x 32
30	IT 0-10 30/100-277/1A05 P67 x A12	550 ~ 1050	55	17 ~ 54	89.0%	112(95) x 64 x 32
50	IT 0-10 50/100-277/0A53 P67 x	300 ~ 530	30	47 ~ 167	90.5%	112(95) x 64 x 32
50	IT 0-10 50/100-277/0A53 P67 x A12	300 ~ 530	30	47 ~ 167	90.5%	112(95) x 64 x 32
50	IT 0-10 50/100-277/0A9 P67 x	550 ~ 900	55	28 ~ 91	91.5%	112(95) x 64 x 32
50	IT 0-10 50/100-277/0A9 P67 x A12	550 ~ 900	55	28 ~ 91	91.5%	112(95) x 64 x 32
50	IT 0-10 50/100-277/1A5 P67 x	920 ~ 1500	92	17 ~ 54	90.5%	112(95) x 64 x 32
50	IT 0-10 50/100-277/1A5 P67 x A12	920 ~ 1500	92	17 ~ 54	90.5%	112(95) x 64 x 32
75	IT 0-10 75/100-277/0A53 P67 x	300 ~ 530	30	70 ~ 250	92.0%	142(125) x 60 x 33.4
75	IT 0-10 75/100-277/0A53 P67 x A12	300 ~ 530	30	70 ~ 250	92.0%	142(125) x 60 x 33.4
75	IT 0-10 75/100-277/1A05 P67 x	700 ~ 1050	70	36 ~ 107	92.0%	142(125) x 60 x 33.4
75	IT 0-10 75/100-277/1A05 P67 x A12	700 ~ 1050	70	36 ~ 107	92.0%	142(125) x 60 x 33.4
75	IT 0-10 75/100-277/2A1 P67 x	1400 ~ 2100	140	17 ~ 54	90.5%	142(125) x 60 x 33.4
75	IT 0-10 75/100-277/2A1 P67 x A12	1400 ~ 2100	140	17 ~ 54	90.5%	142(125) x 60 x 33.4
100	IT 0-10 100/100-277/0A53 P67 x	350 ~ 530	35	94 ~ 286	92.0%	148(131) x 60 x 33.4
100	IT 0-10 100/100-277/0A53 P67 x A12	350 ~ 530	35	94 ~ 286	92.0%	148(131) x 60 x 33.4
100	IT 0-10 100/100-277/1A05 P67 x	700 ~ 1050	70	48 ~ 143	92.5%	148(131) x 60 x 33.4
100	IT 0-10 100/100-277/1A05 P67 x A12	700 ~ 1050	70	48 ~ 143	92.5%	148(131) x 60 x 33.4
100	IT 0-10 100/100-277/2A8 P67 x	1750 ~ 2800	175	17 ~ 54	92.0%	148(131) x 60 x 33.4
100	IT 0-10 100/100-277/2A8 P67 x A12	1750 ~ 2800	175	17 ~ 54	92.0%	148(131) x 60 x 33.4
150	IT 0-10 150/100-277/0A7 P67 x	530 ~ 700	53	107 ~ 284	94.5%	178(161) x 60 x 33.4
150	IT 0-10 150/100-277/0A7 P67 x A12	530 ~ 700	53	107 ~ 284	94.5%	178(161) x 60 x 33.4
150	IT 0-10 150/100-277/1A05 P67 x	700 ~ 1050	70	72 ~ 214	94.0%	178(161) x 60 x 33.4
150	IT 0-10 150/100-277/1A05 P67 x A12	700 ~ 1050	70	72 ~ 214	94.0%	178(161) x 60 x 33.4
150	IT 0-10 150/100-277/4A2 P67 x	2680 ~ 4200	268	18 ~ 56	92.5%	178(161) x 60 x 33.4
150	IT 0-10 150/100-277/4A2 P67 x A12	2680 ~ 4200	268	18 ~ 56	92.5%	178(161) x 60 x 33.4
200	IT 0-10 200/100-277/0A7 P67 x	530 ~ 700	53	142 ~ 378	94.0%	188(171) x 60 x 33.4
200	IT 0-10 200/100-277/0A7 P67 x A12	530 ~ 700	53	142 ~ 378	94.0%	188(171) x 60 x 33.4
200	IT 0-10 200/100-277/1A05 P67 x	700 ~ 1050	70	95 ~ 286	94.0%	188(171) x 60 x 33.4
200	IT 0-10 200/100-277/1A05 P67 x A12	700 ~ 1050	70	95 ~ 286	94.0%	188(171) x 60 x 33.4
200	IT 0-10 200/100-277/5A6 P67 x	3500 ~ 5600	350	18 ~ 57	94.0%	188(171) x 60 x 33.4
200	IT 0-10 200/100-277/5A6 P67 x A12	3500 ~ 5600	350	18 ~ 57	94.0%	188(171) x 60 x 33.4
240	IT 0-10 240/100-277/0A7 P67 x	530 ~ 700	53	171 ~ 453	94.5%	218(201) x 60 x 33.4
240	IT 0-10 240/100-277/0A7 P67 x A12	530 ~ 700	53	171 ~ 453	94.5%	218(201) x 60 x 33.4
240	IT 0-10 240/100-277/1A05 P67 x	700 ~ 1050	70	115 ~ 343	94.0%	218(201) x 60 x 33.4
240	IT 0-10 240/100-277/1A05 P67 x A12	700 ~ 1050	70	115 ~ 343	94.0%	218(201) x 60 x 33.4
240	IT 0-10 240/100-277/6A7 P67 x	4200 ~ 6700	420	18 ~ 57	94.0%	218(201) x 60 x 33.4
240	IT 0-10 240/100-277/6A7 P67 x A12	4200 ~ 6700	420	18 ~ 57	94.0%	218(201) x 60 x 33.4
320	IT 0-10 320/100-277/1A05 P67 x	700 ~ 1050	70	153 ~ 457	96.0%	234(217) x 60 x 37.6
320	IT 0-10 320/100-277/1A05 P67 x A12	700 ~ 1050	70	153 ~ 457	96.0%	234(217) x 60 x 37.6
320	IT 0-10 320/100-277/1A5 P67 x	1050 ~ 1500	105	107 ~ 305	95.5%	234(217) x 60 x 37.6
320	IT 0-10 320/100-277/1A5 P67 x A12	1050 ~ 1500	105	107 ~ 305	95.5%	234(217) x 60 x 37.6
320	IT 0-10 320/100-277/7A6 P67 x	5350 ~ 7600	535	21 ~ 60	94.5%	234(217) x 60 x 37.6
320	IT 0-10 320/100-277/7A6 P67 x A12	5350 ~ 7600	535	21 ~ 60	94.5%	234(217) x 60 x 37.6

① : x=U are Class P models,x=G are UL Recognized, ENEC and CCC,etc.models; x=B are BIS models;x=E are Class II models with ENEC,etc.



IT 0-10 N P67

Advantages

- Non-Isolated Design with Low Residual Output Voltage < 2.0kV
- No Afterglow
- Ultra High Efficiency (Up to 97.0%)
- Full Power at Wide Output Current Range (Constant Power)
- Adjustable Output Current (AOC) with T4T
- Isolated 0(1)-10V/PWM/Resistor/AstroDIM(Timer) Dimmable
- Dim-to-Off with Standby Power ≤ 0.5 W
- Adjustable Dimming Curve
- End-of-Life Indicator
- Override Dimming
- Output Lumen Compensation
- Always-on Auxiliary Power: 12Vdc, 200mA
- Input Surge Protection: DM 6kV, CM 10kV
- All-Around Protection: OVP, SCP, OTP
- IP67
- Class P
- Suitable for Luminaires with Protection I

About IT 0-10 N P67

The IT 0-10 N P67 series features a non-isolated design that delivers highly efficient performance. This LED driver operates from 90–305Vac input with excellent power factor. The series provides an auxiliary voltage and dim-to-off functionality for powering low-voltage sensors. The dimming control supports 0(1)-10V, PWM dimming, resistor dimming, and AstroDIM dimming. Offering a stable, efficient, and all-round solution for global sports and area lighting.

Dimming Functions

- Isolated 0(1)-10V/PWM/Resistor/AstroDIM(Timer) Dimming Function

Safety Certifications



Output Power (W)	Product Name	Adjustable Current Range (mA)	Min Dimming Output Current (mA)	Output Voltage (Vdc)	Eff.@ 480Vac	Dimensions (L×W×H)(mm)
100	IT 0-10 100/100-277/0A5/N P67 G A12	33 ~ 500	33	180 ~ 300	97.0%	130(113) x 64 x 32
150	IT 0-10 150/100-277/0A75/N P67 G A12	50 ~ 750	50	180 ~ 300	97.0%	130(113) x 64 x 32
200	IT 0-10 200/100-277/0A9/N P67 G A12	67 ~ 900	67	180 ~ 300	97.0%	149(132) x 64 x 32
240	IT 0-10 240/100-277/1A1/N P67 G A12	80 ~ 1100	80	180 ~ 300	97.0%	149(132) x 64 x 32
320	IT 0-10 320/100-277/1A6/N P67 G A12	107 ~ 1600	107	180 ~ 300	97.0%	186(169) x 64 x 32





Advantages

- High Efficiency (Up to 94.0%)
- Full Power at Wide Output Current Range (Constant Power)
- Adjustable Output Current (AOC) with Programmability
- Input Voltage Range: 90 ~ 305Vac
- Compact Metal Case with Excellent Thermal Performance
- Output Lumen Compensation
- Input Surge Protection Up to: DM 6kV, CM 10kV (≥ 75 W)
DM 4kV, CM 6kV (< 75 W)
- All-Around Protection: OVP, SCP, OTP
- IP66 / IP67 and UL Dry / Damp / Wet Location
- SELV Output Models Available
- TYPE HL, for Use in a Class I, Division 2 Hazardous (Classified) Location
- 5-Year Warranty

About EUM-Dx

Inventronics EUM-Dx series provides a next-generation platform offering an enhanced transformer design, optimized components that provide lower costs without sacrificing quality or performance and a new design methodology. They also utilize a new global cable suitable for worldwide use to help OEMs reduce inventory SKUs. Available also for Class II (EUM-DE)" Available also with additional protection for 440Vac (EAM-DB/SB) Available also for Input Voltage 249 ~ 528Vac and Class I (ESM-Dx)

Dimming Functions

- Isolated 1-5V / 1-10V / 10V PWM / 3-Timer-Modes

Safety Certifications



Output Power (W)	Product Name	Full-power Current Range(mA)	Output Voltage Range (Vdc)	Eff. @ 220Vac	Lifetime (hours)	Dimensions (L×W×H)(mm)
30	EUM-030S050Dx ^①	300 ~ 500	30 ~ 100	88.0%	120,000 Tc= 70°C	112(95) × 64 × 36.5
	EUM-030S105Dx ★	550 ~ 1050	17 ~ 54	87.0%		
50	EUM-050S053Dx	300 ~ 530	47 ~ 167	90.5%	103,000 Tc= 70°C	112(95) × 64 × 36.5
	EUM-050S090Dx	550 ~ 900	28 ~ 91	89.0%		
	EUM-050S150Dx ★	920 ~ 1500	17 ~ 54	88.0%		
75	EUM-075S053Dx	300 ~ 530	70 ~ 250	92.0%	100,000 Tc= 70°C	142(125) × 60 × 36.5
	EUM-075S105Dx	700 ~ 1050	36 ~ 107	90.5%		
	EUM-075S150Dx	1050 ~ 1500	25 ~ 72	90.5%		
	EUM-075S210Dx ★	1400 ~ 2100	18 ~ 54	89.5%		
100	EUM-100S053Dx	350 ~ 530	94 ~ 286	94.0%	114,000 Tc= 70°C	148(131) × 60 × 36.5
	EUM-100S105Dx	700 ~ 1050	48 ~ 143	93.0%		
	EUM-100S150Dx	1050 ~ 1500	34 ~ 95	93.0%		
	EUM-100S280Dx ★	1750 ~ 2800	17 ~ 54	92.0%		
150	EUM-150S070Dx	530 ~ 700	107 ~ 284	93.5%	106,000 Tc= 70°C	178(161) × 60 × 36.5
	EUM-150S105Dx	700 ~ 1050	72 ~ 214	93.0%		
	EUM-150S150Dx	1050 ~ 1500	50 ~ 143	93.5%		
	EUM-150S210Dx	1400 ~ 2100	36 ~ 107	92.0%		
	EUM-150S420Dx	2800 ~ 4200	18 ~ 54	91.5%		
200	EUM-200S070Dx	530 ~ 700	142 ~ 378	94.0%	100,000 Tc= 70°C	188(171) × 60 × 36.5
	EUM-200S105Dx	700 ~ 1050	95 ~ 286	93.5%		
	EUM-200S150Dx	1050 ~ 1500	67 ~ 190	93.0%		
	EUM-200S280Dx	1800 ~ 2800	36 ~ 111	92.5%		
	EUM-200S560Dx	3500 ~ 5600	18 ~ 57	92.0%		
240	EUM-240S070Dx	530 ~ 700	171 ~ 453	94.0%	100,000 Tc= 70°C	218(201) × 60 × 38.5
	EUM-240S105Dx	700 ~ 1050	115 ~ 343	94.0%		
	EUM-240S150Dx	1050 ~ 1500	80 ~ 229	93.5%		
	EUM-240S350Dx	2150 ~ 3500	35 ~ 111	93.0%		
	EUM-240S670Dx	4200 ~ 6700	18 ~ 57	92.5%		
320	EUM-320S105Dx	700 ~ 1050	153 ~ 457	94.0%	111,000 Tc= 70°C	243(224) × 80 × 44.5
	EUM-320S150Dx	1050 ~ 1500	107 ~ 305	94.0%		
	EUM-320S250Dx	1750 ~ 2500	64 ~ 183	94.0%		
	EUM-320S500Dx	2850 ~ 5000	32 ~ 112	93.0%		
	EUM-320S760Dx	5350 ~ 7600	21 ~ 60	93.0%		

★ : Class 2 Model

① : x=G are UL Recognized, ENEC and CCC, etc. models; x=T are UL Class P models; x=B are BIS models. X=E are Class II models with ENEC; x=F are UL class P models with flying leads, etc.



Advantages

- High efficiency up to 90%
- Input Voltage Range: 90 ~ 305Vac
- SELV output ($\leq 60V$)
- Current adjustment by Potentiometer
- 1-10V dimming (10-100%)
- Long life time
- Input Surge Protection: DM 6kV, CM 6kV
- Suitable for Luminaires with Protection Class I and II
- IP42

About EM DIM P

The EM DIM P series is constant-current LED driver that operates from 90-305Vac with 1-10V dimming. Suitable for Class I/II luminaires and providing a stable, efficient, and all-round solution for global street and area lighting.

Dimming Functions

- Isolated 1-10V

Safety Certifications



Output Power (W)	Product Name	Adjustable Current Range (mA)	Output Voltage Range (Vdc)	Eff. @ 220Vac	Lifetime (hours)	Dimensions (L×W×H)(mm)
30	EM 30/100-277/0A7 DIM P	350 ~ 700	40 ~ 54	90%	1100,000 Tc=70°C	105 x 60.5 x 30.5
60	EM 60/100-277/1A4 DIM P	700 ~ 1400	40 ~ 54	90%	100,000 Tc=70°C	105 x 60.5 x 30.5



EUM-DF

Advantages

- Full Power at Wide Output Current Range (Constant Power)
- Input Voltage Range: 90 ~ 305Vac
- Adjustable Output Current (AOC) with Programmability
- Output Lumen Compensation
- End-of-Life Indicator
- Input Surge Protection: DM 6kV, CM 10kV
- All-Around Protection: OVP, SCP, OTP
- IP66 and UL Dry/Damp Location
- TYPE HL, for Use in a Class I, Division 2 Hazardous (Classified) Location
- 5 Years Warranty

About EUM-DF

The EUM-180S125DF series is a 180W, constant-current, programmable IP66 LED driver that operates from 90-305Vac input. It is drop-in compatible to the popular 180W F-Can form factor.

The aluminum extruded case and fully potted design provides superior thermal performance and extended lifetime. Perfect for Outdoor Street and Area Lighting, as well as Indoor Industrial High Bay Lighting, and a great alternative upgrade to the popular 180W F-Can drivers.

Dimming Functions

- Isolated 1-8V/10V PWM/3-Timer-Modes Dimmable
- Adjustable Dimming Curve
- Override Dimming

Safety Certifications



Output Power (W)	Product Name	Adjustable Current Range(mA)	Output Voltage Range (Vdc)	Eff.@220Vac	Lifetime (hours)	Dimensions (L×W×H)(mm)
180	EUM-180S125DF	105 ~ 1250	67 ~ 190	93.0%	109,000 Tc=70°C	240.5(171) × 60 × 37.6

EM P7 G2



Advantages

- High efficiency up to 96%
- Input Voltage Range: 108 ~ 305Vac
- Fix output of 700mA
- Long life time
- Input Surge Protection: DM 6kV, CM 6kV
- Suitable for Luminaires with Protection Class I
- IP67

About EM P7 G2

The EM P7 G2 series is constant-current LED driver that operates from 108-305Vac and providing a stable, efficient solution for outdoor area lighting.

Dimming Functions

Not relevant

Safety Certifications



Output Power (W)	Product Name	Adjustable Current Range(mA)	Output Voltage Range (Vdc)	Eff.@ 220Vac	Lifetime (hours)	Dimensions (L×W×H)(mm)
100	EM 100/120-277/700 P7 G2	700	100 ~ 143	93.5%	50,000 Tc=75°C	143.5 x 56 x 33
150	EM 150/120-277/700 P7 G2	700	150 ~ 215	94.5%	50,000 Tc=75°C	143.5 x 56 x 33
200	EM 200/120-277/700 P7 G2	700	200 ~ 285	95.5%	50,000 Tc=75°C	150.5 x 56 x 33
240	EM 250/120-277/700 P7 G2	700	240 ~ 343	96.0%	50,000 Tc=75°C	150.5 x 56 x 33



PU-10Kx05KBxA



■ Features

- 90-305Vac Working Input Voltage
- Uoc=10kV & In=5kA
- Certified for both EN 61643-11 - T2 & T3
- Protection Mode for TN, TT and IT-Systems
- Available for Series & Parallel Installation
- Available for Class I & Class II luminaires
- Double Thermally Protected
- End-of-life LED Indicator
- High Temperature, 85°C Maximum Surface Temp
- Input Over Voltage Protection at 440Vac with 48 Hours
- IP66 / IP67

PU-20Kx10KTxx



■ Features

- Compatible with Inventronics LED Drivers
- 90-305Vac Working Input Voltage
- 15 kA Maximum, 10 kA Nominal (15 strikes) Surge Current Rating Using Industry Standard 8/20µs Wave
- UL1449 Type 4, EN 61643-11 – Surge Protective Devices T2 & T3
- IEEE C62.41.2 Location Category C High
- High Temperature, 85°C Maximum Ambient
- Flameproof Plastic Enclosure
- IP66

PU-20KS10KHT



■ Features

- Compatible with Inventronics LED Drivers
- 90-305Vac Working Input Voltage
- DM, CM Surge Protection Mode
- Maximum Discharge Current (Imax) 20kA, 8/20µs
- Nominal Discharge Current (In) 10kA, 8/20µs
- UL1449 Type 5 Recognized Component
- IEEE C62.41.2 Location Category C High Exposure
- High Temperature, 85°C Maximum Surface Temp Rating

PS-20KS10KHT



■ Features

- Compatible with Inventronics LED Drivers
- 249-528Vac Working Input Voltage
- DM, CM Surge Protection Mode
- Maximum Discharge Current (Imax) 20kA, 8/20µs
- Nominal Discharge Current (In) 10kA, 8/20µs
- UL1449 Type 5 Recognized Component
- IEEE C62.41.2 Location Category C High Exposure
- High Temperature, 85°C Maximum Surface Temp Rating

SPD G3



SPD G3

SPD P5 G3



■ Features

- Mains Voltage to 320Vac
- Suitable for Luminaries of Protection Class I/II
- Fully LED Driver Protection by Up <2kV
- High Surge Protection of Up to 20 kV / 10 kA (L-N); Comply with IEC 61643-11 - T3
- Maximum Surge Protection of Up to 20 kA; Comply with IEC 61643-11 - T2
- TÜV Approved Acc. to IEC 61643-11 – T2 & T3
- IP20(SPД G3)
- IP65(SPД P5 G3)

SPD P7



■ Features

- 90–305 Vac Working Input Voltage
- Suitable for TN, TT and IT Systems
- Maximum Discharge Current (I_{max}) 10kA, 8/20μs
- Nominal Discharge Current (I_n) 5kA, 8/20μs
- Open Circuit Voltage (U_{oc}) 10kV, 1.2/50μs
- EN 61643-11 – T2 & T3 and IEC 61643-11 – Test Class II & Class III
- Available for Series & Parallel Installation
- Failure indication LED
- IP67



PL Brick

Advantages

- High-performance module for outdoor and street lighting
- Dimensions aligned with Zhaga book 15 and 19
- Compatible with third party optics, e.g. from LEDIL, BJB
- High module efficiency for demanding lighting solutions
- Thermal monitoring with NTC on LED Module
- Several color temperatures: 1,800 K, 2,200K, 2,700 K, 3,000 K, 4,000 K, 5,700 K and 6,500 K and with CRI > 70 and CRI > 80
- Initial color consistency: ≤ 5 SDCM
- PL Brick HP: focused on combination of high robustness and high lumen maintenance
- PL Brick HP HE: focused on combination of high efficiency and high lumen output
- PL Brick HP UHE: focused on combination of high efficiency, high lumen output and improvement of the H2S Robustness

About PL Brick

PL Brick is an LED Module series for Outdoor lighting application based on the Zhaga Standard

Different configurations based on LED quantities, CCT, CRI, LED Technology are available.

Complying with Zhaga Book 15 (IP00 version) and Book 19 (IP66 version with dedicated optics)

Furthermore, PL Brick is also available with 2 different LED Strings for dual channels systems and integration into Tunable White applications

Safety Certifications



PL Brick HP

Product Name	Single Color (K)	Nominal Voltage (V)	Nominal Current (A)	On-Mode Power (W)	Luminous Efficacy (lm/W)	Luminous Flux (lm)	Number of LEDs Per Module
PL-BRICK HP 1000 740 2x2	4000	11.3	0.53	6.0	178	1067	4
PL-BRICK HP 1900 740 2x4	4000	22.6	0.53	12.0	178	2140	8
PL-BRICK HP 2850 740 2x6	4000	34.0	0.53	18.0	179	3225	12
PL-BRICK HP 3800 740 2x8	4000	45.3	0.53	24.0	179	4290	16
PL-BRICK HP 2850 740 2X6 IP G2	4000	34.0	0.53	18.0	179	3225	12



PL Brick HP HE

Product Name	Single Color (K)	Nominal Voltage (V)	Nominal Current (A)	On-Mode Power (W)	Luminous Efficacy (lm/W)	Luminous Flux (lm)	Number of LEDs Per Module
PL-BRICK HP 1900 740 2x4 HE	4000	22.6	0.53	12.0	192	2300	8
PL-BRICK HP 2850 740 2x6 HE	4000	34.0	0.53	18.0	192	3450	12
PL-BRICK HP 3800 740 2x8 HE	4000	45.3	0.53	24.0	192	4600	16
PL-BRICK HP 7500 740 3x8 HE IP	4000	66.8	0.53	35.9	183	7100	24

PL Brick HP HE 2CH

Product Name	Single Color (K)	Nominal Voltage (V)	Nominal Current (A)	On-Mode Power (W)	Luminous Efficacy (lm/W)	Luminous Flux (lm)	Number of LEDs Per Module
PL-BRICK HP 3000 722-740 2X4 HE 2CH	2200	23	0.35	8.1	155	1250	2x4
	4000	23	0.35	8.1	190	1550	
PL-BRICK HP 6000 722-740 2X8 HE 2CH	2200	45	0.35	16.2	155	2510	2x8
	4000	45	0.35	16.2	190	3000	

PrevaLED Brick UHE

Product Name	Single Color (K)	Nominal Voltage (V)	Nominal Current (A)	On-Mode Power (W)	Luminous Efficacy (lm/W)	Luminous Flux (lm)	Number of LEDs Per Module
PL-BRICK HP 1000 740 2x2 UHE	4000	11.1	0.53	5.9	207	1220	4
PL-BRICK HP 1900 740 2x4 UHE	4000	22.1	0.53	11.7	209	2440	8
PL-BRICK HP 2850 740 2x6 UHE	4000	33.0	0.53	17.5	209	3660	12
PL-BRICK HP 3800 740 2x8 UHE	4000	44.0	0.53	23.3	209	4880	16
PL-BRICK HP 2850 740 2x6 UHE IP	4000	33.0	0.53	17.5	209	3660	12
PL-BRICK HP 7500 740 3x8 UHE IP	4000	65.7	0.53	34.8	210	7320	24

▶ APAC Region

Inventronics Hangzhou - Headquarters

Inventronics Science and Technology Park, #459 Jianghong Road, Binjiang District, Hangzhou, Zhejiang, China, 310052
Tel: +86-571-56565800
E-mail: sales@inventronicsglobal.com

Inventronics Shenzhen

2F,Block B,Jianxing Technology Building,No.3151 Shahe West Road,Nanshan District, Shenzhen
Tel: +86-571-56565800
E-mail: sales@inventronicsglobal.com

Inventronics Indonesia

JB Tower 10th floor
Jl. Kebon Sirih no. 48-50 Gambir,Jakarta, 10110, Indonesia
Tel: +62 21 5095 8096
Email: id-sales@inventronicsglobal.com

Inventronics Singapore

7 Holland Village Way,
Lobby B, #05-03 / 04 / 05,
Singapore 275748
Tel: +65 9337 5247
E-mail: sg-sales@inventronicsglobal.com

Inventronics Guangzhou

Room 1105-1107, Clifford Corporate Center Building
No. 15, Fuhua Road, Clifford Estate 511496 Panyu,Guangzhou
City, Guangdong Province, PRC
E-mail: ds_mktg@inventronicsglobal.com

Inventronics Japan

Regus Business Center, Shin Kokusai Building 8F, 3-4-1
Marunouchi, Chiyoda-Ku, Japan 100-0005
Tel: +81-9055297496
Email: jp-sales@inventronicsglobal.com

Inventronics Korea

Suite-615, 501, Teheran-ro, Gangnam-gu, Seoul, Republic of
Korea (06168)(V-flex)
E-mail: kr-sales@inventronicsglobal.com

Inventronics Malaysia

Level 4, Uptown 7, Jalan SS21/39, Damansara Utama,
47400 Petaling Jaya, Selangor, Malaysia
Tel: +6012 398 1085
E-mail: my-sales@inventronicsglobal.com

▶ Europe Region

Inventronics Netherlands

Polluxstraat 21, 5047 RA Tilburg, The Netherlands
Tel: +31-857-470-061
Email: eu-sales@inventronicsglobal.com

Inventronics Italy

Via Castagnole 65/A, 31100 Treviso, Italy
Email: support@inventronicsglobal.com

Inventronics Germany

Parking 31-33, 85748 Garching, Germany
Email: support@inventronicsglobal.com

Inventronics France

18 Rue Gaston Romazzotti, 67120 Molsheim, France
Tel: +33 3 68 41 88 99
Email: support@inventronicsglobal.com

▶ Americas Region

Inventronics USA

2825 S Tulsa Ave. Oklahoma City, OK 73108 USA
Tel: +1-405-600-7480
E-mail: usa-sales@inventronicsglobal.com

Inventronics Brazil

Barueri/SP, Brazil
Tel: +55(11)2680-8310
E-mail: brazilsales@inventronicsglobal.com

Inventronics Mexico

Carretera San Martín de las Flores #520
Building 8A Parque Industrial Prologis El Salto
San Pedro Tlaquepaque, Jalisco, Mexico
Tel: +521 3338634039
E-mail: usa-sales@inventronicsglobal.com

▶ MEA Region

Inventronics UAE

#405 E wing HQ Building, DSO, Dubai, UAE
E-mail: support@inventronicsglobal.com

▶ India Region

Inventronics India

Head Office: 4th & 5th Floor, B-Wing, Skyheights, Valipeer Road, Kalyan (west), Pin Code-421301
Factory: Survey No.15, All India Logistics Park, Janval Village, Lonad Village Road, Taluka- Bhiwandi -421 302-Thane
Tel: +91-9845054416
E-mail: in-sales@inventronicsglobal.com



Scan this QR code for more regional sales contacts.



inventronicsglobal.com