

Features

- Flicker-free
- Full Power at Wide Output Current Range (Constant Power)
- Adjustable Output Current (AOC) with Potentiometer
- Non-dimming Control
- Input Surge Protection: DM 4kV, CM 6kV
- High Reliability & Long Lifetime: 94,000 hrs. at 70°C Case Temperature
- Suitable for Built-in Use and Class I Luminaires
- IP54 and UL Dry / Damp Location
- Class 2 & SELV Output
- 5 Year Warranty



Description

The LUR-060SxxxST is a 60W, constant-power, IP54, AOC LED driver that operates from 90-305Vac input with excellent power factor. Created for many lighting applications including explosion-proof, low bay, etc. The high efficiency of these drivers enables them to run cooler, significantly improving reliability and extending product life. To ensure trouble-free operation, protection is provided against input surge, output over voltage, short circuit, and over temperature.

Models

Adjustable Output Current Range(mA)	Full-Power Current Range(mA) ⁽¹⁾	Default Output Current(mA)	Output Voltage Range(Vdc)	Max. Output Power(W)	Typical Efficiency ⁽²⁾	Typical Power Factor		Model Number ⁽³⁾
						120Vac	220Vac	
700-1050	700-1050	1050	34-86	60	89.5%	0.99	0.96	LUR-060S105ST ⁽⁴⁾
1100-1500	1100-1500	1400	24-54	60	88.5%	0.99	0.96	LUR-060S150ST ⁽⁵⁾

Notes: (1) Output current range with constant power at 60W.

(2) Measured at 100% load and 220Vac input (see below “General Specifications” for details).

(3) Certified input voltage range: UL, FCC 100-277Vac; otherwise 100-240Vac.

(4) SELV output.

(5) Class 2 & SELV output.

Input Specifications

Parameter	Min.	Typ.	Max.	Notes
Input AC Voltage	90 Vac	-	305 Vac	
Input DC Voltage	127 Vdc	-	250 Vdc	
Input Frequency	47 Hz	-	63 Hz	
Leakage Current	-	-	0.75 MIU	UL 8750; 277Vac/60Hz
	-	-	0.70 mA	IEC 60598-1; 240Vac/60Hz

Input Specifications (Continued)

Parameter	Min.	Typ.	Max.	Notes
Input AC Current	-	-	0.68 A	Measured at 100% load and 120 Vac input.
	-	-	0.35 A	Measured at 100% load and 220 Vac input.
Inrush Current(I ² t)	-	-	0.52 A ² s	At 220Vac input, 25°C cold start, duration=376 μs, 10%I _{pk} -10%I _{pk} .
Power Factor	0.90	-	-	At 100-277Vac, 50-60Hz, 75%-100%load (45~60W)
THD	-	-	20%	
THD	-	-	10%	120-240Vac, 50-60Hz, 75%-100%load (45~60W)

Output Specifications

Parameter	Min.	Typ.	Max.	Notes
Output Current Tolerance	-5%loset	-	5%loset	At 100% load condition
Output Current Setting(loset) Range				
LUR-060S105ST	700 mA	-	1050 mA	
LUR-060S150ST	1100 mA	-	1500 mA	
Output Current Setting Range with Constant Power				
LUR-060S105ST	700 mA	-	1050 mA	
LUR-060S150ST	1100 mA	-	1500 mA	
Total Output Current Ripple (pk-pk)	-	5%I _{omax}	10%I _{omax}	At 100% load condition
Output Current Ripple at < 200 Hz (pk-pk)	-	2%I _{omax}	-	At 100% load condition. Only this component of ripple is associated with visible flicker.
Startup Overshoot Current	-	-	10%I _{omax}	At 100% load condition.
No Load Output Voltage				
LUR-060S105ST	-	-	120 V	
LUR-060S150ST	-	-	60 V	
Line Regulation	-	-	±1.0%	Measured at 100% load
Load Regulation	-	-	±5.0%	
Turn-on Delay Time	-	-	0.5 s	Measured at 120-277Vac input, 75%-100%load
Temperature Coefficient of I _{omax}	-	0.06%/°C	-	Case temperature = 0°C~T _c max

General Specifications

Parameter	Min.	Typ.	Max.	Notes
Efficiency at 120 Vac input: LUR-060S105ST I _o =700 mA I _o =1050 mA LUR-060S150ST I _o =1100 mA I _o =1500 mA	84.5% 84.0%	86.5% 86.0%	- -	Measured at 100% load and steady-state temperature in 25°C ambient.
Efficiency at 220 Vac input: LUR-060S105ST I _o =700 mA I _o =1050 mA LUR-060S150ST I _o =1100 mA I _o =1500 mA	87.5% 87.5%	89.5% 89.5%	- -	
Efficiency at 277 Vac input: LUR-060S105ST I _o =700 mA I _o =1050 mA LUR-060S150ST I _o =1100 mA I _o =1500 mA	88.0% 88.0%	90.0% 90.0%	- -	Measured at 100% load and steady-state temperature in 25°C ambient.
MTBF	-	434,000 Hours	-	
Lifetime	-	94,000 Hours	-	Measured at 120Vac input, 80%load and 70°C case temperature; See lifetime vs. T _c curve for the details.
Operating Case Temperature for Safety T _{c_s}	-40 °C	-	+85 °C	
Operating Case Temperature for Warranty T _{c_w}	-40 °C	-	+75 °C	Case temperature for 5 years warranty. Humidity 10% RH to 90% RH.
Storage Temperature	-40 °C	-	+85 °C	Humidity: 5% RH to 95% RH
Dimensions Inches (∅ × H) Millimeters (∅ × H)	Φ3.54 x 1.81 Φ90 x 46			
Net Weight	-	415 g	-	

Safety & EMC Compliance

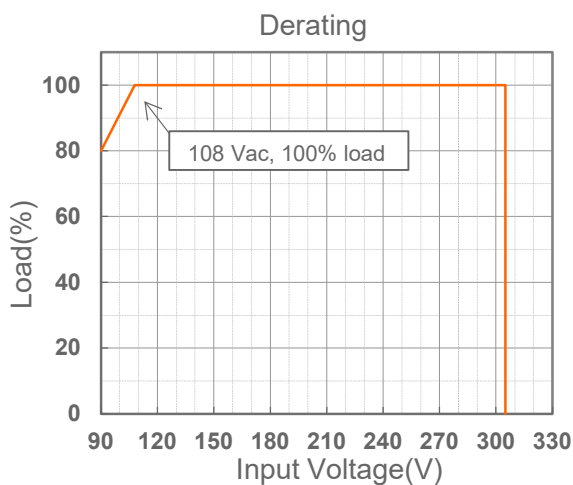
Safety Category	Standard
UL/CUL	UL 8750, UL 1310, CAN/CSA-C22.2 No. 250.13, CAN/CSA-C22.2 No. 223-M91
CE	EN 61347-1, EN 61347-2-13
CB	IEC 61347-1, IEC 61347-2-13
CCC	GB/T 19510.1, GB/T 19510.213
KS	KS C 7655

Safety & EMC Compliance (Continued)

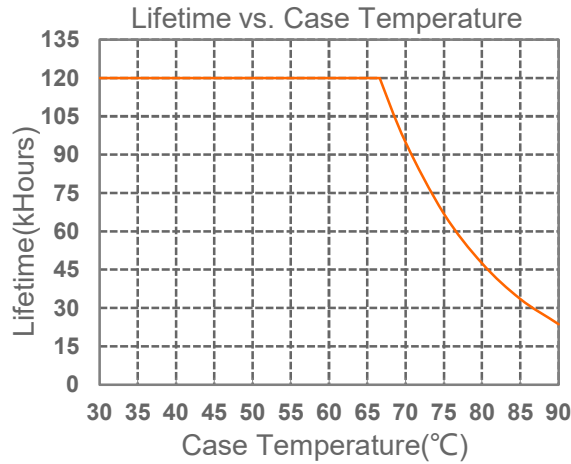
EMI Standards	Notes
EN IEC 55015/GB/T 17743 ⁽¹⁾	Conducted emission Test & Radiated emission Test
EN IEC 61000-3-2/GB 17625.1	Harmonic current emissions
EN 61000-3-3	Voltage fluctuations & flicker
FCC Part 15 ⁽¹⁾	ANSI C63.4 Class B
	This device complies with Part 15 of the FCC Rules. Operation is subject to the following two conditions: [1] this device may not cause harmful interference, and [2] this device must accept any interference received, including interference that may cause undesired operation.
EMS Standards	Notes
EN 61000-4-2	Electrostatic Discharge (ESD): 8 kV air discharge, 4 kV contact discharge
EN 61000-4-3	Radio-Frequency Electromagnetic Field Susceptibility Test-RS
EN 61000-4-4	Electrical Fast Transient / Burst-EFT
EN 61000-4-5	Surge Immunity Test: AC Power Line: Differential Mode 4 kV, Common Mode 6kV
EN 61000-4-6	Conducted Radio Frequency Disturbances Test-CS
EN 61000-4-8	Power Frequency Magnetic Field Test
EN 61000-4-11	Voltage Dips
EN 61547	Electromagnetic Immunity Requirements Applies To Lighting Equipment

Note: (1) This LED driver meets the EMI specifications above, but EMI performance of a luminaire that contains it depends also on the other devices connected to the driver and on the fixture itself.

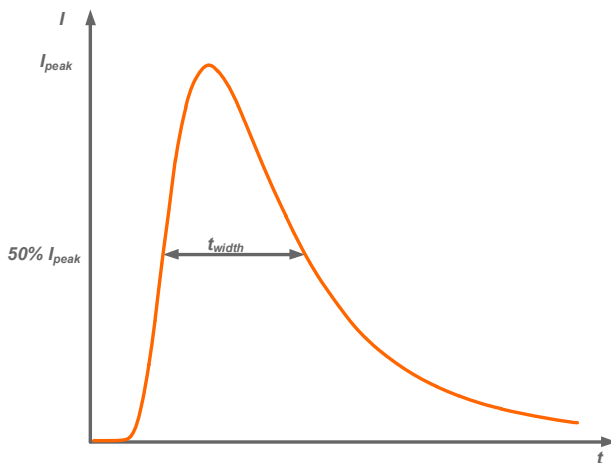
Derating



Lifetime vs. Case Temperature

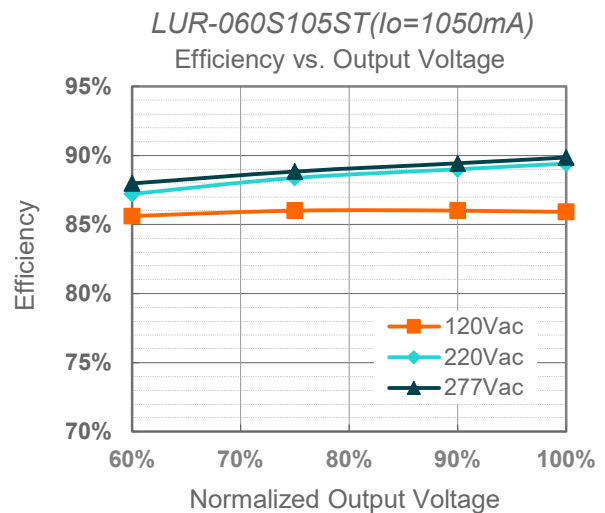
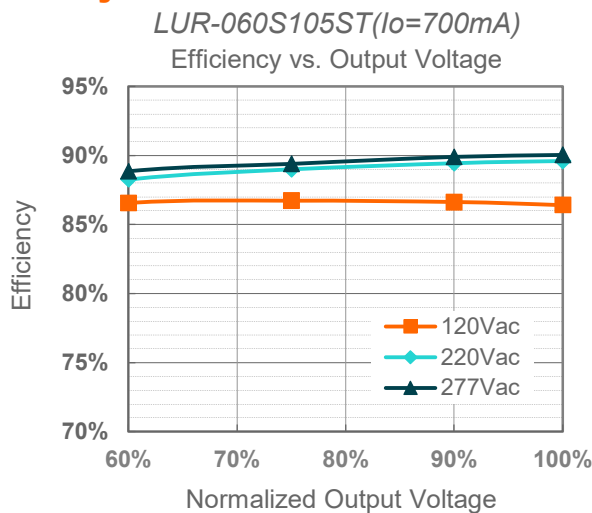


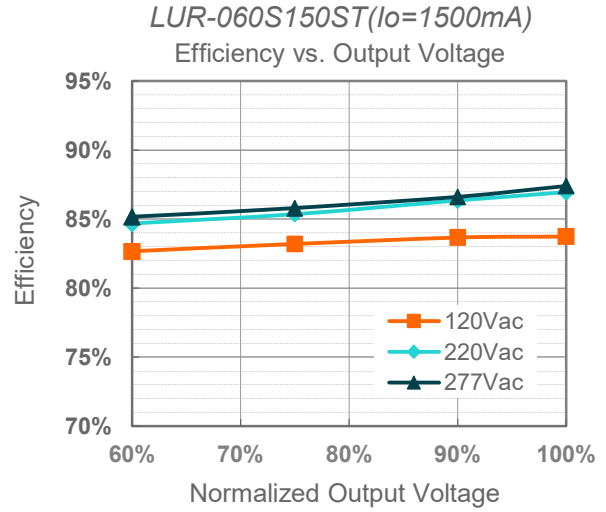
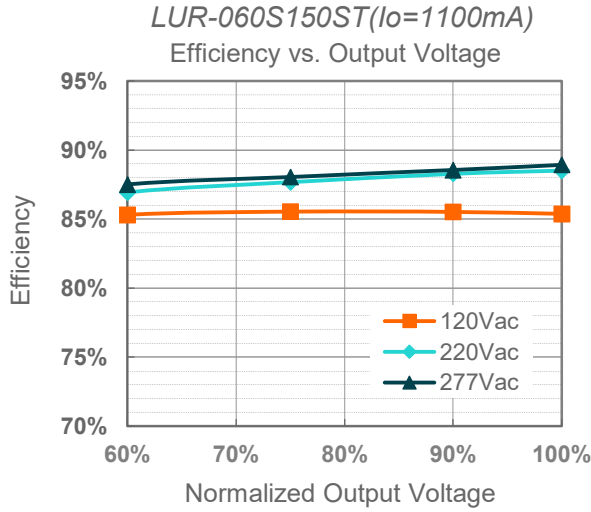
Inrush Current Waveform



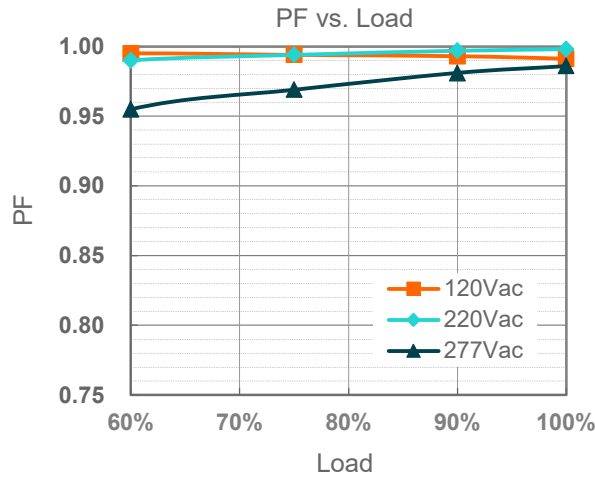
Input AC Voltage	I_{peak}	t_{width} (@ 50% I_{peak})
220Vac	42.8A	224 μ s

Efficiency vs. Load

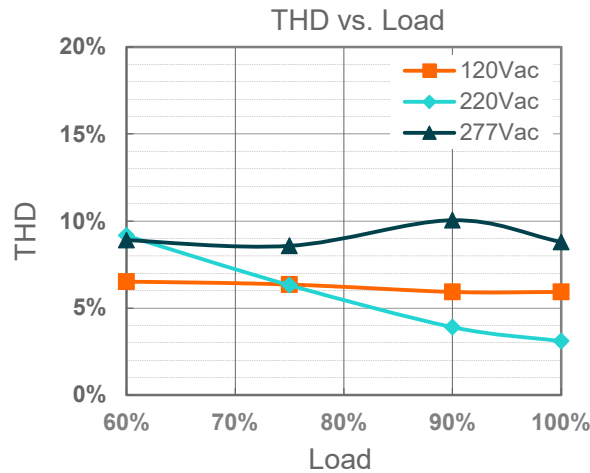




Power Factor



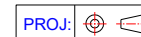
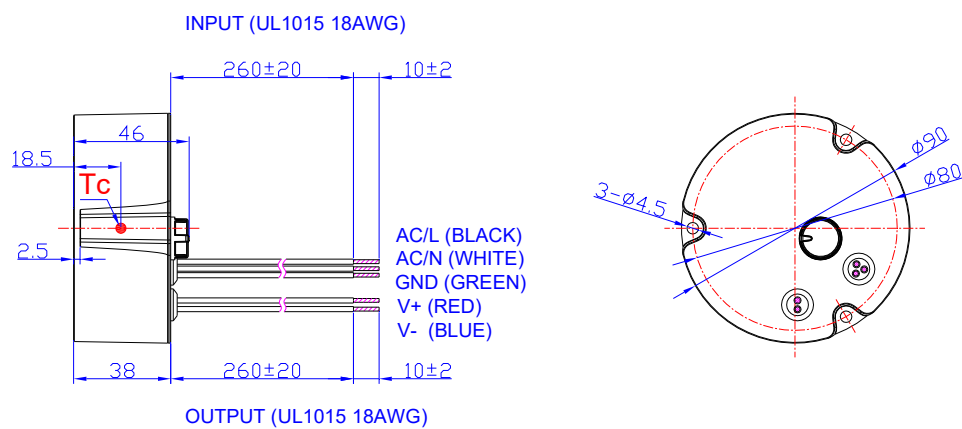
Total Harmonic Distortion



Protection Functions

Parameter	Min.	Typ.	Max.	Notes
Over Voltage Protection				Limits output voltage at no load and in case the normal voltage limit fails.
Short Circuit Protection				Auto Recovery. No damage shall occur when any output operating in a short circuit condition. The power supply shall be self-recovery when the fault condition is removed.
Over Temperature Protection				Decreases output current. Returning to normal after over temperature is removed.

Mechanical Outline



Unspecified tolerance:±1

RoHS Compliance

Our products comply with reference to RoHS Directive (EU) 2015/863 amending 2011/65/EU, calling for the elimination of lead and other hazardous substances from electronic products.

Revision History

Change Date	Rev.	Description of Change		
		Item	From	To
2020-09-03	A	Datasheet Release	/	/
2026-04-09	B	Format	/	Updated
		Product Photograph	/	Updated
		Safety &EMC Compliance	/	Updated
		Inrush Current Waveform	/	Updated