

## Features

- Low THD, 10% Max up to 240 Vac
- Compact Metal Case with Excellent Thermal Performance
- Isolated 0-10V Dimmable
- Input Surge Protection: DM 4kV, CM 6kV
- High Reliability & Long Lifetime: 88,000 hrs. at 75°C Case Temperature
- Suitable for Built-in Use and Class I Luminaires
- IUVP & IOVP
- IP66 and UL Dry/Damp Location
- Class 2 & SELV Output
- TYPE HL, for Use in a Class I, Division 2 Hazardous (Classified) Location
- 5 Years Warranty



## Description

The EUC-030SxxxDTM series is a 30W, constant-current IP66 LED driver that operates from 90-305 Vac input with excellent power factor and THD feature. It is created for low bay, tunnel and street lights. The high efficiency of these drivers and compact metal case enable them to run cooler, significantly improving reliability and extending product life. To ensure trouble-free operation, protection is provided against input surge, input under voltage, input over voltage, output over voltage, short circuit, and over temperature.

## Models

Output Current	Input Voltage Range(1)	Output Voltage Range	Max. Output Power	Typical Efficiency (2)	Typical Power Factor		Model Number(3)
					120Vac	220Vac	
350 mA	90 ~ 305 Vac 127~300 Vdc	37 ~ 75 Vdc	26 W	85.0%	0.99	0.96	EUC-030S035DTM
500 mA	90 ~ 305 Vac 127~300 Vdc	29 ~ 60 Vdc	30 W	87.0%	0.99	0.96	EUC-030S050DTM
700 mA	90 ~ 305 Vac 127~300 Vdc	20 ~ 43 Vdc	30 W	85.5%	0.99	0.96	EUC-030S070DTM(4)

**Notes:** (1) Certified input voltage range: UL, FCC 120-277Vac or 127-300Vdc; otherwise 120-240Vac or 127-250Vdc (except KS).

(2) Measured at 100% load and 220Vac input.

(3) SELV output.

(4) Class 2 output.

## Input Specifications

Parameter	Min.	Typ.	Max.	Notes
Input AC Voltage	90 Vac	-	305 Vac	
Input DC Voltage	127 Vdc	-	300 Vdc	
Input Frequency	47 Hz	-	63 Hz	

## Input Specifications (Continued)

Parameter	Min.	Typ.	Max.	Notes
Leakage Current	-	-	0.75 MIU	UL 8750; 277Vac/60Hz
	-	-	0.70 mA	IEC 60598-1; 240Vac/ 60Hz
Input AC Current	-	-	0.35 A	Measured at 100% load and 120 Vac input.
	-	-	0.2 A	Measured at 100% load and 220 Vac input.
Inrush Current(I <sup>2</sup> t)	-	-	0.002 A <sup>2</sup> s	At 220Vac input, 25°C cold start, duration= 32.8 μs, 10%Ipk-10%Ipk. See Inrush Current Waveform for the details.
Power Factor	0.90	-	-	100-277Vac, 50-60Hz, 75%-100% load(22.5-30W)
THD	-	-	15%	
THD	-	-	10%	200-240Vac, 50-60Hz, 65%-100% load(19.5-30W)

## Output Specifications

Parameter	Min.	Typ.	Max.	Notes
Output Current Tolerance	-8%lo	-	8%lo	At 100% load condition
Total Output Current Ripple (pk-avg)	-	50%lo	75%lo	At 100% load condition
Startup Overshoot Current	-	5%lo	10%lo	At 100% load condition
No Load Output Voltage	-	-	100 V	
EUC-030S035DTM	-	-	100 V	
EUC-030S070DTM	-	-	60 V	
Line Regulation	-	-	±5.0%	Measured at 100% load
Load Regulation	-	-	±5.0%	At 220Vac input
Turn-on Delay Time	-	1.5 s	2.0 s	Measured at 120Vac input, 65%-100% load.
	-	1.0 s	1.5 s	Measured at 220Vac input, 65%-100% load.
Temperature Coefficient of Iomax	-	0.06%/°C	-	Case temperature = 0°C ~ Tc max

**Note:** All specifications are tested by Cree XLamp XP-G2 and typical measured at 220Vac unless otherwise stated.

## General Specifications

Parameter	Min.	Typ.	Max.	Notes
Efficiency at 120 Vac input:	EUC-030S035DTM	83.0%	85.0%	Measured at 100% load and steady-state temperature in 25°C ambient.
	EUC-030S050DTM	84.0%	86.0%	
	EUC-030S070DTM	83.0%	85.0%	
Efficiency at 220 Vac input:	EUC-030S035DTM	83.0%	85.0%	Measured at 100% load and steady-state temperature in 25°C ambient.
	EUC-030S050DTM	85.0%	87.0%	
	EUC-030S070DTM	83.5%	85.5%	

## General Specifications (Continued)

Parameter	Min.	Typ.	Max.	Notes
Efficiency at 277 Vac input: EUC-030S035DTM EUC-030S050DTM EUC-030S070DTM	82.0% 84.0% 83.0%	84.0% 86.0% 85.0%	- - -	Measured at 100% load and steady-state temperature in 25°C ambient.
MTBF	-	799,000 Hours	-	Measured at 220Vac input, 80%Load and 25°C ambient temperature (MIL-HDBK-217F)
Lifetime	-	88,000 Hours	-	Measured at 120Vac input, 80%Load and 75°C case temperature; See lifetime vs. Tc curve for the details
Operating Case Temperature for Safety Tc_s	-40 °C	-	+90 °C	
Operating Case Temperature for Warranty Tc_w	-40 °C	-	+75 °C	Case temperature for 5 years warranty. Humidity: 10% RH to 100% RH.
Storage Temperature	-40 °C	-	+85 °C	Humidity: 5% RH to 100% RH
Dimensions Inches (L × W × H) Millimeters (L × W × H)	3.46 x 2.52 x 1.26 88 x 64 x 32			With mounting ear 4.13 x 2.52 x 1.26 105 x 64 x 32
Net Weight	-	375 g	-	

**Note:** All specifications are tested by Cree XLamp XP-G2 unless otherwise stated.

## Dimming Specifications

Parameter	Min.	Typ.	Max.	Notes
Absolute Maximum Voltage on the 0~10V Input Pin	-20 V	-	20 V	
Source Current on 0~10V Input Pin	0 μA	200 μA	250 μA	
Dimming Output Range	10%Iomax	-	100%Iomax	
Recommended Dimming Input Range	0 V	-	10 V	

## Safety & EMC Compliance

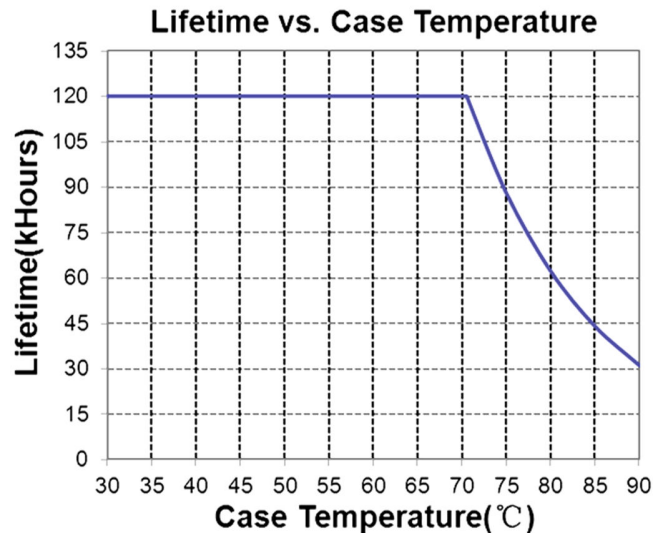
Safety Category	Standard
UL/CUL	UL 8750, UL 1310, CAN/CSA-C22.2 No. 250.13, CAN/CSA-C22.2 No. 223-M91
CE	EN 61347-1, EN61347-2-13
KS	KS C 7655
EMI Standards	Notes
EN IEC 55015 <sup>(1)</sup>	Conducted emission Test & Radiated emission Test
EN IEC 61000-3-2	Harmonic current emissions
EN 61000-3-3	Voltage fluctuations & flicker

## Safety & EMC Compliance (Continued)

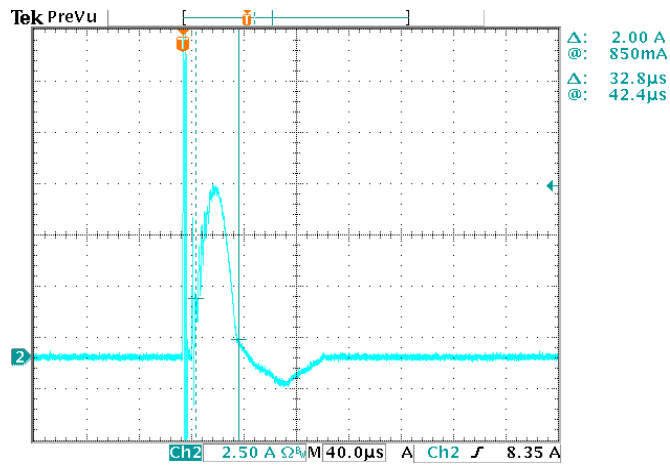
EMI Standards	Notes
FCC Part 15 <sup>(1)</sup>	ANSI C63.4 Class B This device complies with Part 15 of the FCC Rules. Operation is subject to the following two conditions: [1] this device may not cause harmful interference, and [2] this device must accept any interference received, including interference that may cause undesired operation.
EMS Standards	Notes
EN 61000-4-2	Electrostatic Discharge (ESD): 8 kV air discharge, 4 kV contact discharge
EN 61000-4-3	Radio-Frequency Electromagnetic Field Susceptibility Test-RS
EN 61000-4-4	Electrical Fast Transient / Burst-EFT
EN 61000-4-5	Surge Immunity Test: AC Power Line: Differential Mode 4 kV, Common Mode 6 kV
EN 61000-4-6	Conducted Radio Frequency Disturbances Test-CS
EN 61000-4-8	Power Frequency Magnetic Field Test
EN 61000-4-11	Voltage Dips
EN IEC 61547	Electromagnetic Immunity Requirements Applies To Lighting Equipment

**Note:** (1) This LED driver meets the EMI specifications above, but EMI performance of a luminaire that contains it depends also on the other devices connected to the driver and on the fixture itself.

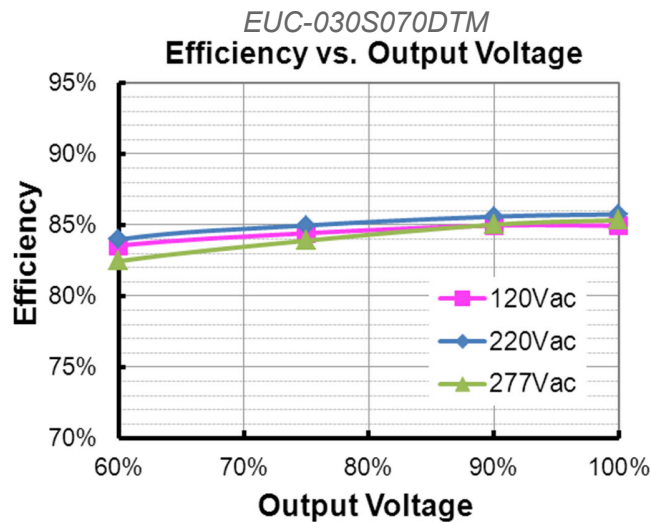
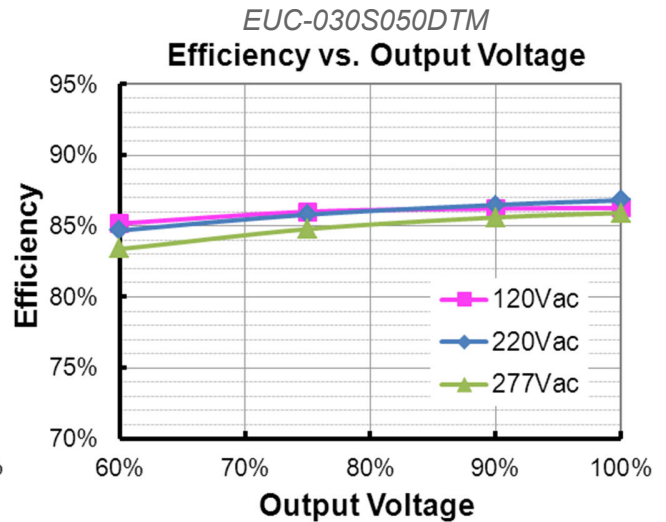
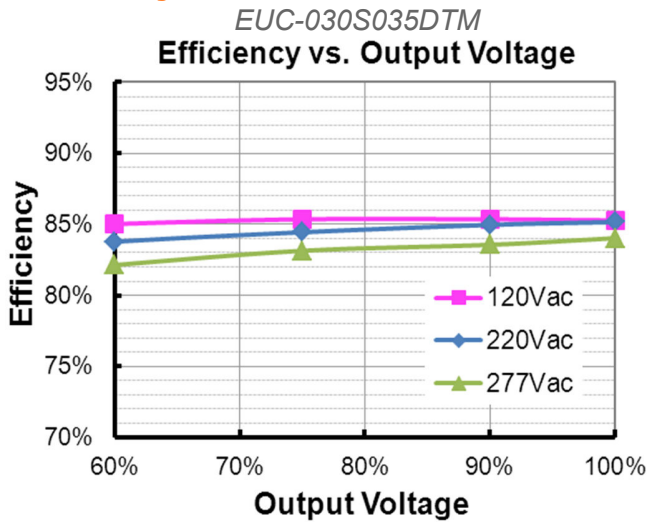
## Lifetime vs. Case Temperature



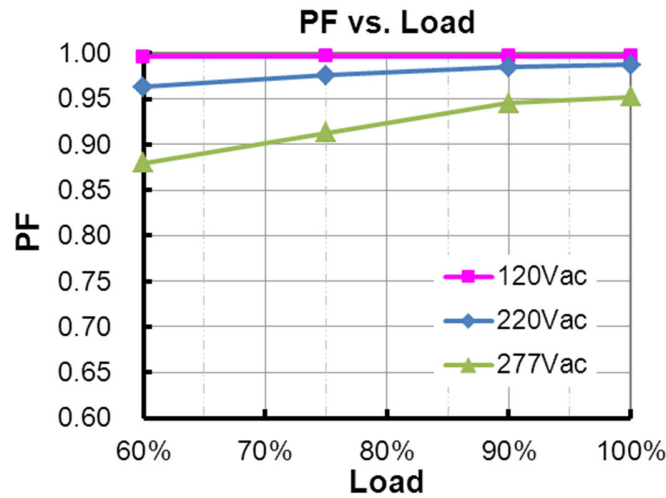
## Inrush Current Waveform



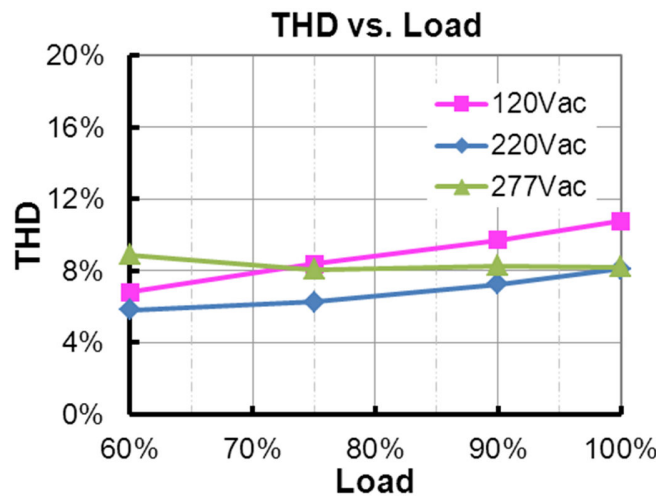
## Efficiency vs. Load



## Power Factor



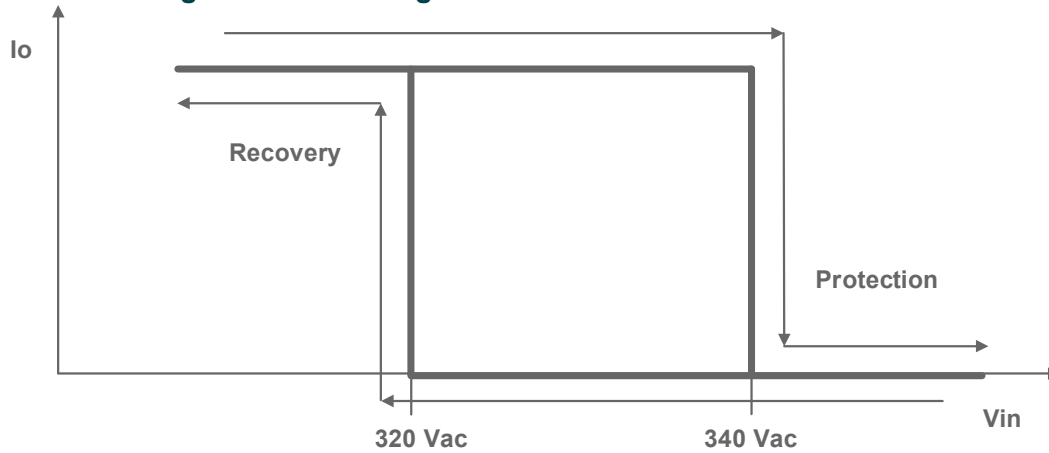
## Total Harmonic Distortion



## Protection Functions

Parameter		Min.	Typ.	Max.	Notes
Over Voltage Protection		Limits output voltage at no load and in case the normal voltage limit fails.			
Short Circuit Protection		Auto Recovery. No damage shall occur when any output operating in a short circuit condition. The driver shall be self-recovery when the fault condition is removed.			
Over Temperature Protection		Decreases output current. Returning to normal after over temperature is removed.			
Input Under Voltage Protection		Auto Recovery. Shut down when the input voltage falls below 90V. And the driver will restart when the input voltage is in normal.			
Input Over Voltage Protection	Input Protection Voltage	330 Vac	340 Vac	350 Vac	Turn off the output when the input voltage exceeds protection voltage.
	Recovery Voltage	300 Vac	320 Vac	340 Vac	Auto Recovery. The driver will restart when the input voltage falls below recovery voltage.
	Max. of Input Over Voltage	-	-	380 Vac	

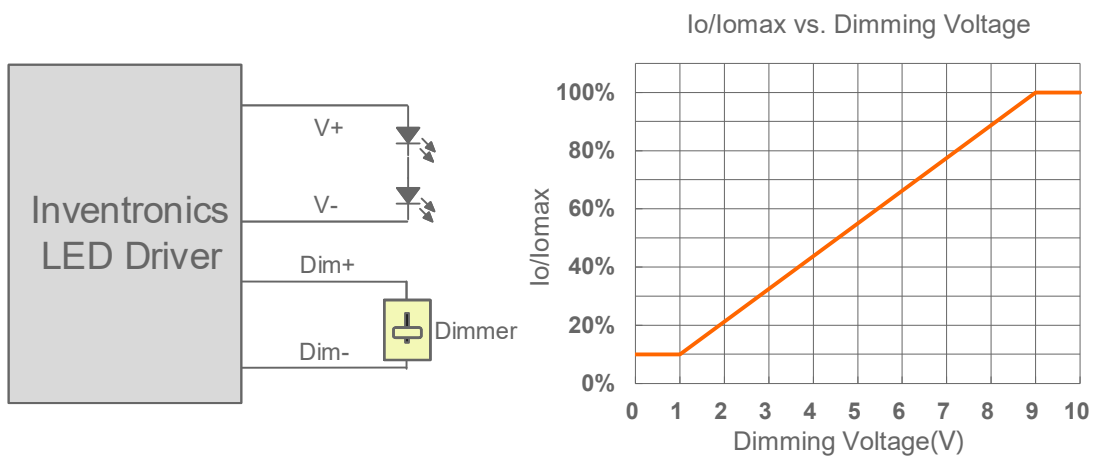
## ● Input Over Voltage Protection Diagram



## Dimming

### ● 0-10V Dimming

The recommended implementation is provided below.



### Implementation 1: DC Input

#### Notes:

1. Do not connect Dim- to the output V- or V+, otherwise the driver will not work properly.
2. The dimmer can also be replaced by an active 0-10V voltage source signal or passive components like zener.



## Revision History

Change Date	Rev.	Description of Change		
		Item	From	To
2017-11-30	A	Datasheet Release	/	/
2026-04-14	B	Format	/	Updated
		Product photograph	/	Updated
		Safety &EMC Compliance	/	Updated
		RoHS Compliance	/	Updated