

## Features

- High Efficiency (Up to 91%)
- Active Power Factor Correction (0.99 Typical)
- Constant Voltage Output
- Input Surge Protection: DM 4kV, CM 6kV
- All-Round Protection: OVP, SCP, OTP
- IP67 and UL Dry / Damp / Wet Location
- Class 2 & SELV Output
- TYPE HL, for use in a Class I, Division 2 Hazardous (Classified) Location
- 5 Years Warranty



## Description

The EUV-076SxxxST series is a 76W, constant-voltage LED driver that operates from 90-305 Vac input with excellent power factor. It is created for many lighting applications including high bay, tunnel and roadway, etc. The high efficiency of these drivers and compact metal case enables them to run cooler, significantly improving reliability and extending product life. To ensure trouble-free operation, protection is provided against input surge, output over voltage, short circuit, and over temperature.

## Models

Output Voltage	Input Voltage Range	Output Current Range	Max. Output Power	Typical Efficiency (1)	Typical Power Factor		Model Number
					110Vac	220Vac	
12 V	90 ~ 305 Vac	0~5.00 A	60 W	87%	0.99	0.96	EUV-076S012ST <sup>(2)</sup>
24 V	90 ~ 305 Vac	0~3.17 A	76 W	88%	0.99	0.96	EUV-076S024ST <sup>(2)</sup>
36 V	90 ~ 305 Vac	0~2.11 A	76 W	89%	0.99	0.96	EUV-076S036ST <sup>(2)</sup>
42 V	90 ~ 305 Vac	0~1.81 A	76 W	89%	0.99	0.96	EUV-076S042ST <sup>(3)</sup>
48 V	90 ~ 305 Vac	0~1.58 A	76 W	90%	0.99	0.96	EUV-076S048ST <sup>(3)</sup>
54 V	90 ~ 305 Vac	0~1.41 A	76 W	91%	0.99	0.96	EUV-076S054ST <sup>(3)</sup>

- Notes:** (1) Measured at 100% load and 220 Vac input.  
 (2) Class 2 output (USR & CNR).  
 (3) Class 2 output (USR), Non-Class 2 output (CNR).

## Input Specifications

Parameter	Min.	Typ.	Max.	Notes
Input AC Voltage	90 V	-	305 V	
Input Frequency	47 Hz	-	63 Hz	
Leakage Current	-	-	1 mA	At 277Vac 60Hz input

## Input Specifications (Continued)

Parameter	Min.	Typ.	Max.	Notes
Input AC Current	-	-	0.9 A	Measured at 100% load and 100 Vac input.
	-	-	0.42 A	Measured at 100% load and 220 Vac input.
Inrush Current	-	-	60 A	At 220Vac input 25°C Cold Start, duration= 1 mS, 10%Ipk-10%Ipk.
Inrush Current(I <sup>2</sup> t)	-	-	0.7 A <sup>2</sup> s	
PF	0.9	-	-	At 100-277Vac, 50-60Hz, 75%-100%load
THD	-	-	20%	

## Output Specifications

Parameter	Min.	Typ.	Max.	Notes
Output Voltage Tolerance	-5%	-	5%	
Ripple and Noise (pk-pk)	-	-	2% V <sub>O</sub>	Measured by 20 MHz bandwidth oscilloscope and the output paralleled a 0.1 uF ceramic capacitor and a 10 uF electrolytic capacitor.
Line Regulation	-	-	1%	
Load Regulation	-	-	2%	
Turn-on Delay Time	-	0.8 s	1.2 s	Measured at 120Vac input, 75%-100%load
	-	0.4 s	0.6 s	Measured at 220Vac input, 75%-100%load
Output Overshoot / Undershoot	-	-	10%	When power on or off.
Load Dynamic Response	Output Deviation	-	5% V <sub>O</sub>	R/S: 1 A/uS Load: 25% ~ 75% 100% load.
	Settling Time	-	10 mS	

## Protection Functions

Parameter	Min.	Typ.	Max.	Notes
Over Voltage Protection V <sub>O</sub> = 12 V V <sub>O</sub> = 24 V V <sub>O</sub> = 36 V V <sub>O</sub> = 42 V V <sub>O</sub> = 48 V V <sub>O</sub> = 54 V	-	18 V 35 V 50 V 58 V 60 V 65 V	22 V 40 V 55 V 63 V 65 V 70 V	Latch mode. The power supply shall return to normal operation only after the power is turn-on again.
Over Current Protection	1.2 I <sub>O</sub>	-	1.5 I <sub>O</sub>	
Over Temperature Protection	-	110 °C	-	Latch mode. The power supply shall return to normal operation only after the power is turn-on again.
Short Circuit Protection	No damage shall occur when any output operating in a short circuit condition. The power supply shall be self-recovery when the fault condition is removed.			

## General Specifications

Parameter	Min.	Typ.	Max.	Notes
Efficiency Vo = 12 V Vo = 24 V Vo = 36 V Vo = 42 V Vo = 48 V Vo = 54 V	83% 84% 85% 85% 85% 86%	85% 86% 87% 87% 87% 88%	- - - - - -	Measured at 100% load, 110Vac input, 25°C ambient temperature, after the unit is thermally stabilized.  It will be lower about 2%, if measured immediately after startup.
Efficiency Vo = 12 V Vo = 24 V Vo = 36 V Vo = 42 V Vo = 48 V Vo = 54 V	85% 86% 87% 87% 87% 88%	87% 88% 89% 89% 89% 90%	- - - - - -	Measured at 100% load, 220Vac input, 25°C ambient temperature, after the unit is thermally stabilized.  It will be lower about 2%, if measured immediately after startup.
MTBF	-	395,000 hours	-	Measured at 110Vac input, 80% load and 25°C ambient temperature (MIL-HDBK-217F)
Lifetime	-	51,000 hours	-	Measured at 110Vac input, 80% load ; Case temperature=65°C @ Tc point. See lifetime vs. Tc curve for the details
Operating Case Temperature for Safety Tc_s	-40°C	-	88°C	
Operating Case Temperature for Warranty Tc_w	-40°C	-	+65 °C	Case temperature for 5 years warranty
Storage Temperature	-40°C	-	+85 °C	Humidity: 5% RH to 100% RH
Dimensions Inches (L × W × H) Millimeters ( L × W × H )	5.91 × 2.66 × 1.44 150 × 67.5 × 36.5			With mounting ear 6.97 × 2.66 × 1.44 177 × 67.5 × 36.5
Net Weight	-	750 g	-	

## Safety & EMC Compliance

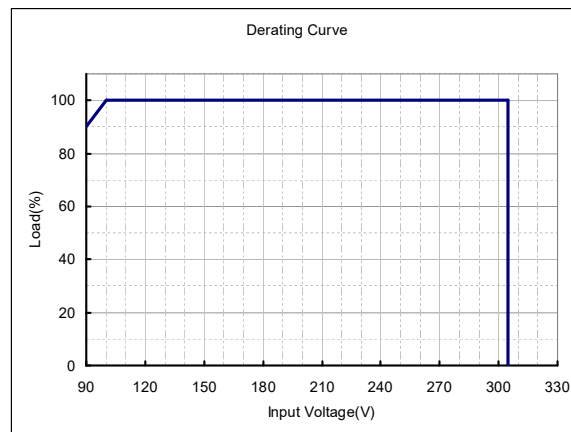
Safety Category	Standard
UL/CUL	UL 8750, UL 1310, CAN/CSA-C22.2 No. 250.13, CAN/CSA-C22.2 No. 223-M91
CE	EN 61347-1, EN 61347-2-13
KS	KS C 7655
EMI Standards	Notes
EN IEC 55015 <sup>(1)</sup>	Conducted emission Test & Radiated emission Test
EN IEC 61000-3-2	Harmonic current emissions
EN 61000-3-3	Voltage fluctuations & flicker
EMS Standards	Notes
EN 61000-4-2	Electrostatic Discharge (ESD): 8 kV air discharge, 4 kV contact discharge
EN 61000-4-3	Radio-Frequency Electromagnetic Field Susceptibility Test-RS

## Safety & EMC Compliance (Continued)

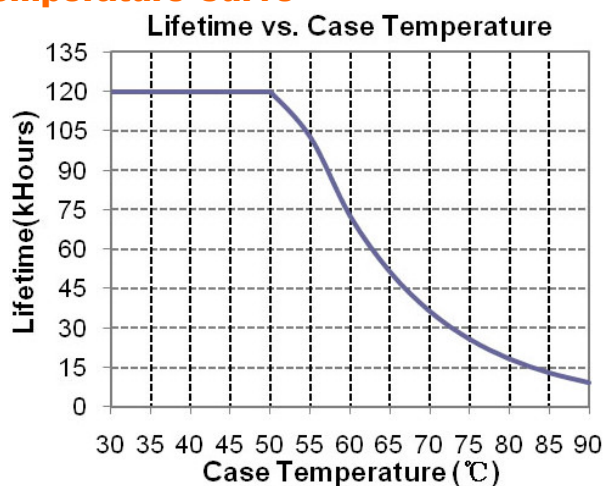
EMS Standards	Notes
EN 61000-4-4	Electrical Fast Transient / Burst-EFT
EN 61000-4-5	Surge Immunity Test: AC Power Line: Differential Mode 4 kV, Common Mode 6 kV
EN 61000-4-6	Conducted Radio Frequency Disturbances Test-CS
EN 61000-4-8	Power Frequency Magnetic Field Test
EN 61000-4-11	Voltage Dips
EN 61547	Electromagnetic Immunity Requirements Applies to Lighting Equipment

**Note:** (1) This LED driver meets the EMI specifications above, but EMI performance of a luminaire that contains it depends also on the other devices connected to the driver and on the fixture itself.

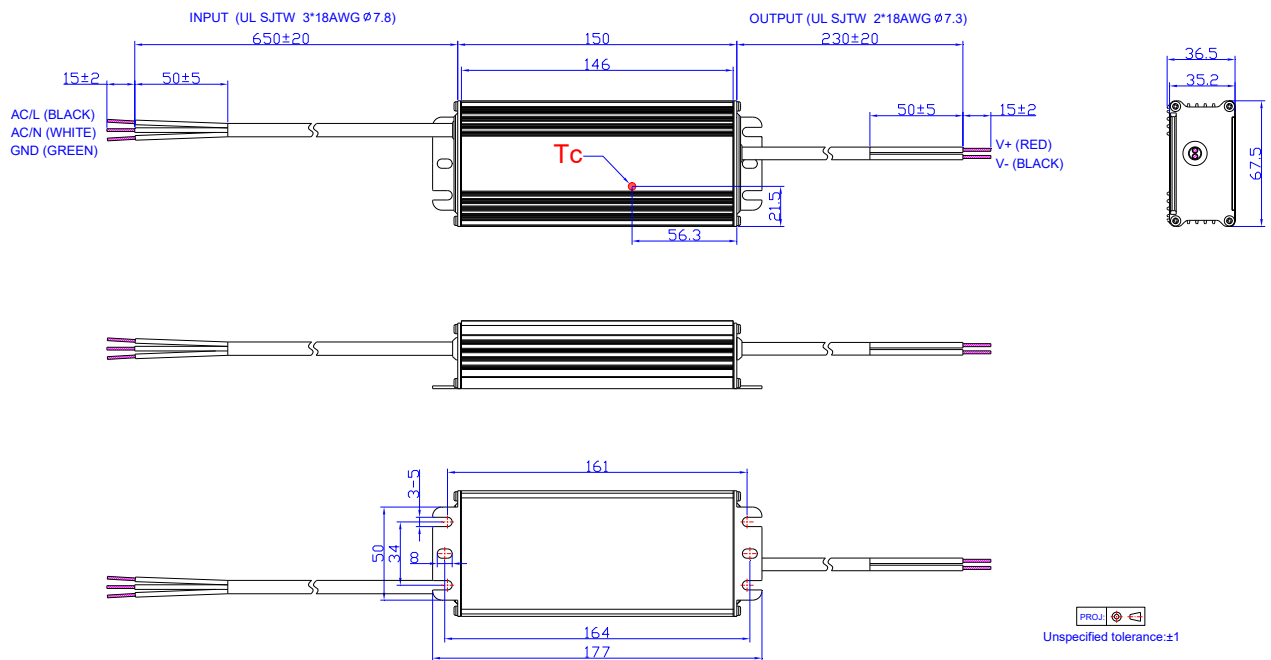
## Derating Curve



## Lifetime vs. Case Temperature Curve



## Mechanical Outline



## RoHS Compliance

Our products comply with reference to RoHS Directive (EU) 2015/863 amending 2011/65/EU, calling for the elimination of lead and other hazardous substances from electronic products.

## Revision History

Change Date	Rev.	Description of Change		
		Item	From	To
2009-09-15	V2.0	Change MTBF and Life Time		
2009-12-03	V3.0	Change turn on delay time		
2010-01-19	V3.1	Change the product photo and mechanical outline		
2010-03-03	A	Add notes of UL1310 Class 2 for all models. (4) (5)		
		Efficiency (110Vac)	<b>Min.</b> <b>Typ.</b>	<b>Min.</b> <b>Typ.</b>
		Vo = 12 V	84.5%, 86%	83%, 85%
		Vo = 24 V	85.5%, 87%	84%, 86%
		Vo = 36 V	86.5%, 88%	85%, 87%
		Vo = 42 V	86.5%, 88%	85%, 87%
		Vo = 48 V	87.5%, 89%	86%, 88%
		Vo = 54 V	87.5%, 89%	87%, 89%
		Efficiency (220Vac)	<b>Min.</b> <b>Typ.</b>	<b>Min.</b> <b>Typ.</b>
		Vo = 12 V	86.5%, 88%	85%, 87%
Vo = 24 V	87.5%, 89%	86%, 88%		
Vo = 36 V	88.5%, 90%	87%, 89%		
Vo = 42 V	88.5%, 90%	87%, 89%		
Vo = 48 V	89.5%, 91%	88%, 90%		
Vo = 54 V	89.5%, 91%	89%, 91%		
Change PF of 12V (220Vac)	0.95	0.96		
Change MTBF	498,000 hours	450,000 hours		
Add Leakage Current in Input Specifications	/	/		
Add Derating Curve	/	/		
Modify the tin-plated wire length tolerance in Mechanical Outline	±0.5	±2		
2012-06-19	B	Life Time vs. Case Temperature Curve	/	Added
		EN61000-4-5	line to line 2 kV, line to earth 4 kV	line to line 4 kV, line to earth 6 kV
		Mechanical outline	/	Updated
2012-7-5	C	Inrush Current	50 A	60 A
2012-7-17	D	Max Case Temperature	/	Updated
2013-03-13	E	Inrush Current(I <sup>2</sup> t)	/	Added
		Turn-on Delay Time @ 110Vac	0.5s,0.8s	0.8s,1.2s
		OCP	/	Added
		Efficiency of 48V,54V	/	1% Lower
		MTBF-typical value	/	Added
		Life time-typical value	/	Added
		Life time curve	/	Updated

## Revision History (Continued)

Change Date	Rev.	Description of Change		
		Item	From	To
2017-06-19	F	Format	/	Updated
		KS	/	Added
		Features	/	Updated
		Description	/	Updated
		Models	Notes	Added
		Input Specifications	PF	Added
		Input Specifications	THD	Added
		General Specifications	Case Temperature	Operating Case Temperature for Safety Tc_s
		General Specifications	With mounting ear	Added
		Safety & EMC Compliance	/	Updated
2018-11-21	G	Mechanical Outline	/	Updated
		Features	/	Updated
		Description	/	Updated
		PF/THD	Notes	Updated
		Lifetime	Notes	Updated
		General Specifications	Operating Case Temperature for Safety Tc_s	Updated
		General Specifications	Operating Case Temperature for Warranty Tc_w	Updated
		General Specifications	Storage Temperature	Updated
		Environmental Specifications	/	Deleted
Safety & EMC Compliance	/	Updated		
2019-12-17	H	Features	4kV line-line, 6kV line-earth	DM 4kV, CM 6kV
		Features	Waterproof (IP67)	IP67
		Safety & EMC Compliance	EN 61000-4-5	Updated
		Derating Curve	Ambient Temperature(°C)	Deleted
		RoHS Compliance	/	Updated
2026-04-08	I	Format	/	Updated
		Product Photograph	/	Updated
		Safety & EMC Compliance	/	Updated