

Features

- Low THD, 10% Max up to 240 Vac
- Compact Metal Case with Excellent Thermal Performance
- Input Surge Protection: DM 4kV, CM 6kV
- High Reliability & Long Lifetime: 85,800 hrs. at 70°C Case Temperature
- Suitable for Built-in Use and Class I Luminaires
- IUVP & IOVP
- IP66 and UL Dry / Damp Location
- Class 2 & SELV Output
- TYPE HL, for Use in a Class I, Division 2 Hazardous (Classified) Location
- 5 Years Warranty



Description

The EUC-060SxxxSTM000x series is a 60W, constant-current IP66 LED driver that operates from 90-305Vac input with excellent power factor and THD feature. It is created for many lighting applications including low bay, tunnel and street lights, etc. The high efficiency of these drivers and compact metal case enable them to run cooler, significantly improving reliability and extending product life. To ensure trouble-free operation, protection is provided against input surge, input under voltage, input over voltage, output over voltage, short circuit, and over temperature.

Models

Output Current	Input Voltage Range(1)	Output Voltage Range	Max. Output Power	Typical Efficiency (2)	Typical Power Factor		Model Number
					120Vac	220Vac	
500 mA	90-305Vac/ 127-300Vdc	60-120Vdc	60 W	90.0%	0.99	0.96	EUC-060S070STM0004
700 mA	90-305Vac/ 127-300Vdc	48-86Vdc	60 W	89.0%	0.99	0.96	EUC-060S070STM
860 mA	90-305Vac/ 127-300Vdc	35-70Vdc	60 W	89.0%	0.99	0.96	EUC-060S105STM0004 ⁽³⁾
1050 mA	90-305Vac/ 127-300Vdc	34-57Vdc	60 W	89.0%	0.99	0.96	EUC-060S105STM ⁽³⁾
1200 mA	90-305Vac/ 127-300Vdc	25-50Vdc	60 W	89.0%	0.99	0.96	EUC-060S180STM0006 ⁽³⁾⁽⁴⁾
1400 mA	90-305Vac/ 127-300Vdc	21-43Vdc	60 W	88.0%	0.99	0.96	EUC-060S180STM0004 ⁽³⁾⁽⁴⁾
1800 mA	90-305Vac/ 127-300Vdc	20-33Vdc	60 W	87.0%	0.99	0.96	EUC-060S180STM ⁽³⁾⁽⁴⁾

Notes: (1) UL, FCC certified input voltage range: 120-277Vac or 127-300Vdc; other certified input voltage range except UL & FCC: 120-240Vac or 127-250Vdc.

(2) Measured at 100% load and 220 Vac input.

(3) SELV output.

(4) Class 2 output.

Input Specifications

Parameter	Min.	Typ.	Max.	Notes
Input AC Voltage	90 Vac	-	305 Vac	
Input DC Voltage	127 Vdc	-	300 Vdc	
Input Frequency	47 Hz	-	63 Hz	
Leakage Current	-	-	0.75 MIU	UL 8750; 277Vac/ 60Hz
	-	-	0.70 mA	IEC 60598-1; 240Vac/ 60Hz
Input AC Current	-	-	0.66 A	Measured at 100% load and 120 Vac input.
	-	-	0.40 A	Measured at 100% load and 220 Vac input.
Inrush Current(I ² t)	-	-	0.26 A ² s	At 220Vac input, 25°C cold start, duration= 236 μs, 10%I _{pk} -10%I _{pk} . See Inrush Current Waveform for the details.
Power Factor	0.90	-	-	At 120-277Vac, 50-60Hz, 75%-100%Load (45~60W)
THD	-	-	15%	
THD	-	-	10%	At 120-240Vac, 50-60Hz, 75%-100%Load (45~60W)

Output Specifications

Parameter	Min.	Typ.	Max.	Notes
Output Current Tolerance	-8%lo	-	8%lo	At 100% load condition
Total Output Current Ripple (pk-avg)	-	50%lo	75%lo	At 100% load condition
Startup Overshoot Current	-	5%lo	10%lo	At 100% load condition.
No Load Output Voltage				
EUC-060S070STM0004	-	-	160V	
EUC-060S070STM	-	-	160V	
EUC-060S105STM0004	-	-	100V	
EUC-060S105STM	-	-	100V	
EUC-060S180STM0006	-	-	60V	
EUC-060S180STM0004	-	-	60V	
EUC-060S180STM	-	-	60V	
Line Regulation	-	-	±5.0%	Measured at 100% load
Load Regulation	-	-	±5.0%	
Turn-on Delay Time	-	1.0 s	1.5 s	Measured at 120Vac input, 75%-100%Load.
	-	0.5 s	1.0 s	Measured at 220Vac input, 75%-100%Load.
Temperature Coefficient of I _{omax}	-	0.06%/°C	-	Case temperature = 0°C~T _c max

Note: All specifications are tested by Cree XLamp XP-G and typical measured at 220Vac unless otherwise stated.

General Specifications

Parameter	Min.	Typ.	Max.	Notes
Efficiency at 120 Vac input: EUC-060S070STM0004 EUC-060S070STM EUC-060S105STM0004 EUC-060S105STM EUC-060S180STM0006 EUC-060S180STM0004 EUC-060S180STM	86.0% 85.0% 85.0% 85.0% 85.0% 84.0% 84.0%	88.0% 87.0% 87.0% 87.0% 87.0% 86.0% 85.0%	- - - - - - -	Measured at 100% load and steady-state temperature in 25°C ambient.
Efficiency at 220 Vac input: EUC-060S070STM0004 EUC-060S070STM EUC-060S105STM0004 EUC-060S105STM EUC-060S180STM0006 EUC-060S180STM0004 EUC-060S180STM	88.0% 87.0% 87.0% 87.0% 87.0% 86.0% 85.0%	90.0% 89.0% 89.0% 89.0% 89.0% 88.0% 87.0%	- - - - - - -	Measured at 100% load and steady-state temperature in 25°C ambient.
Efficiency at 277 Vac input: EUC-060S070STM0004 EUC-060S070STM EUC-060S105STM0004 EUC-060S105STM EUC-060S180STM0006 EUC-060S180STM0004 EUC-060S180STM	88.0% 87.0% 87.0% 87.0% 87.0% 86.0% 85.0%	90.0% 89.0% 89.0% 89.0% 89.0% 88.0% 87.0%	- - - - - - -	Measured at 100% load and steady-state temperature in 25°C ambient.
MTBF	-	843,000 Hours	-	Measured at 220Vac input, 80%Load and 25°C ambient temperature (MIL-HDBK-217F)
Lifetime	-	85,800 Hours	-	Measured at 120Vac input, 80%Load and 70°C case temperature; See lifetime vs. Tc curve for the details.
Operating Case Temperature for Safety Tc_s	-40 °C	-	+90 °C	
Operating Case Temperature for Warranty Tc_w	-40 °C	-	+75 °C	Case temperature for 5 years warranty. Humidity: 10% RH to 95% RH;
Storage Temperature	-40 °C	-	+85 °C	Humidity: 5%RH to 95%RH;
Dimensions Inches (L x W x H) Millimeters (L x W x H)	3.74 x 2.52 x 1.26 95 x 64 x 32			With mounting ear 4.41 x 2.52 x 1.26 112 x 64 x 32
Net Weight	-	400 g	-	

Note: All specifications are tested by Cree XLamp XP-G unless otherwise stated.

Safety & EMC Compliance

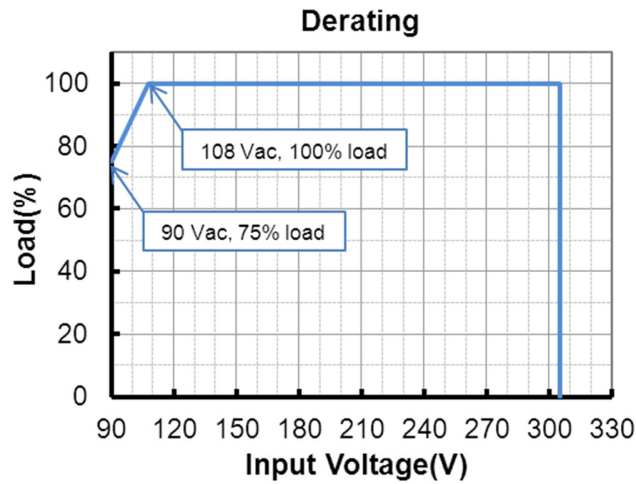
Safety Category	Standard
UL/CUL	UL 8750, UL 1310, CAN/CSA-C22.2 No. 250.13, CAN/CSA-C22.2 No. 223-M91
CE	EN 61347-1, EN 61347-2-13
CCC	GB/T 19510.1, GB/T 19510.213

Safety & EMC Compliance (Continued)

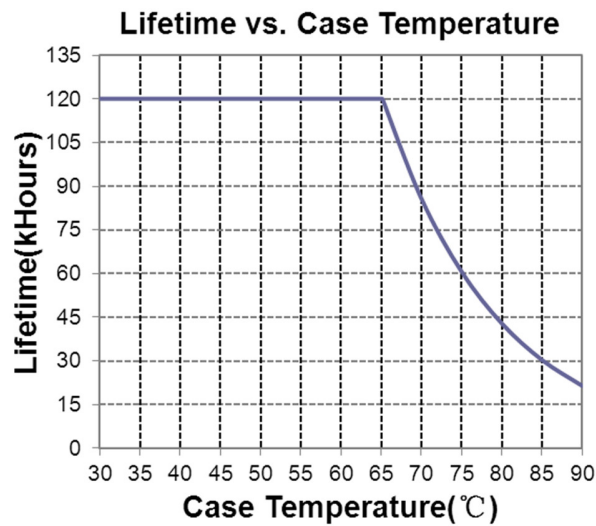
Safety Category	Standard
KS	KS C 7655
BIS	IS 15885(Part2/Sec13)
EMI Standards	Notes
EN IEC 55015/GB/T 17743/KS C 9815 ⁽¹⁾	Conducted emission Test & Radiated emission Test
EN IEC 61000-3-2/GB 17625.1	Harmonic current emissions
EN 61000-3-3	Voltage fluctuations & flicker
FCC Part 15 ⁽¹⁾	ANSI C63.4 Class B
	This device complies with Part 15 of the FCC Rules. Operation is subject to the following two conditions: [1] this device may not cause harmful interference, and [2] this device must accept any interference received, including interference that may cause undesired operation.
EMS Standards	Notes
EN 61000-4-2	Electrostatic Discharge (ESD): 8 kV air discharge, 4 kV contact discharge
EN 61000-4-3	Radio-Frequency Electromagnetic Field Susceptibility Test-RS
EN 61000-4-4	Electrical Fast Transient / Burst-EFT
EN 61000-4-5	Surge Immunity Test: AC Power Line: Differential Mode 4 kV, Common Mode 6 kV
EN 61000-4-6	Conducted Radio Frequency Disturbances Test-CS
EN 61000-4-8	Power Frequency Magnetic Field Test
EN 61000-4-11	Voltage Dips
EN IEC 61547/ KS C 9547	Electromagnetic Immunity Requirements Applies To Lighting Equipment

Note: (1) This LED driver meets the EMI specifications above, but EMI performance of a luminaire that contains it depends also on the other devices connected to the driver and on the fixture itself.

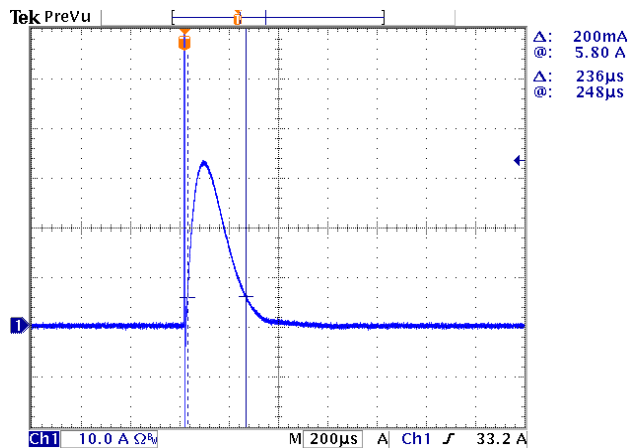
Derating



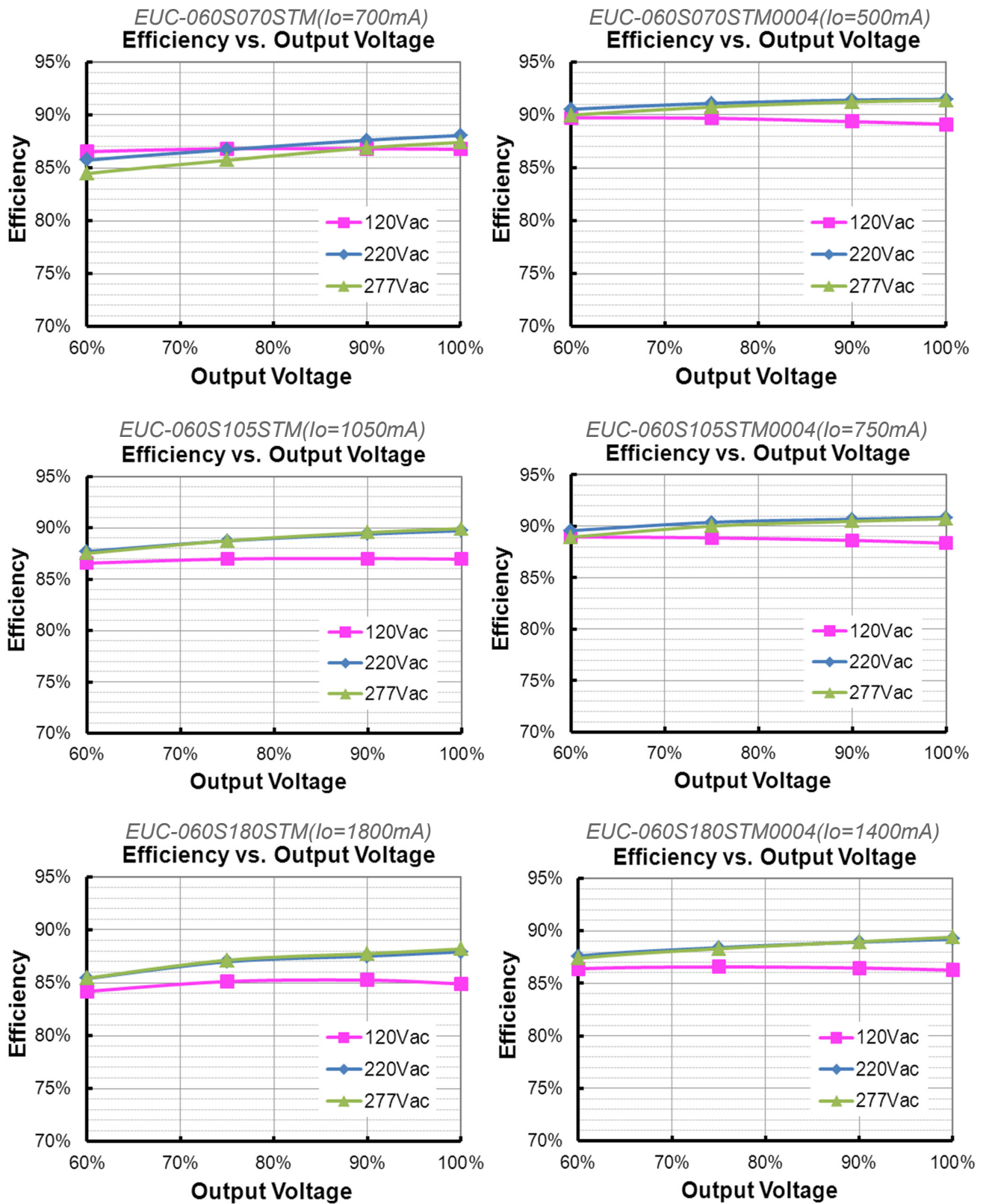
Lifetime vs. Case Temperature

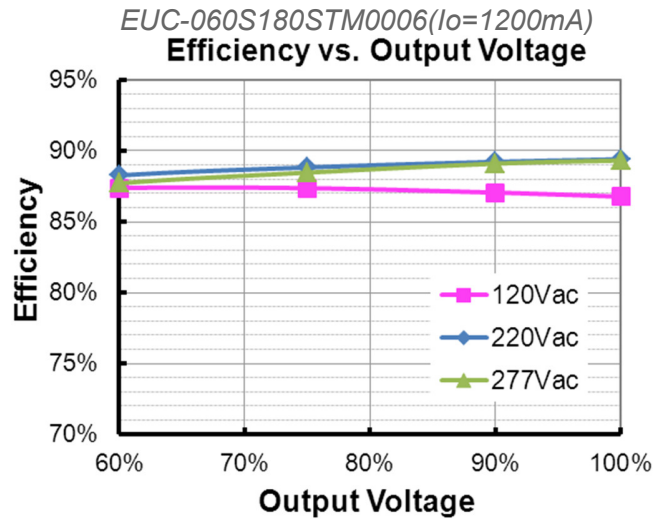


Inrush Current Waveform

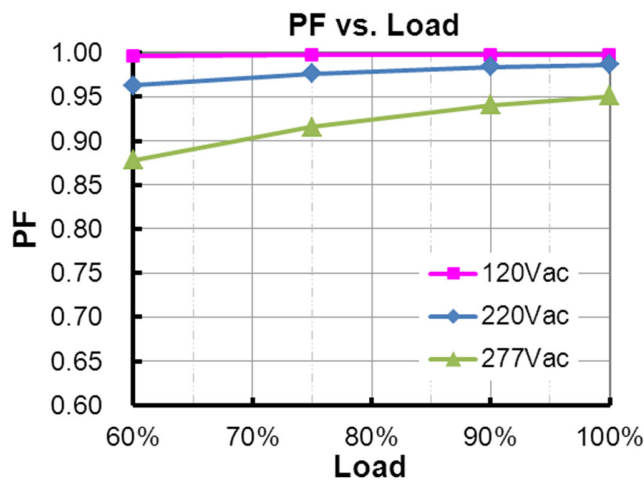


Efficiency vs. Load

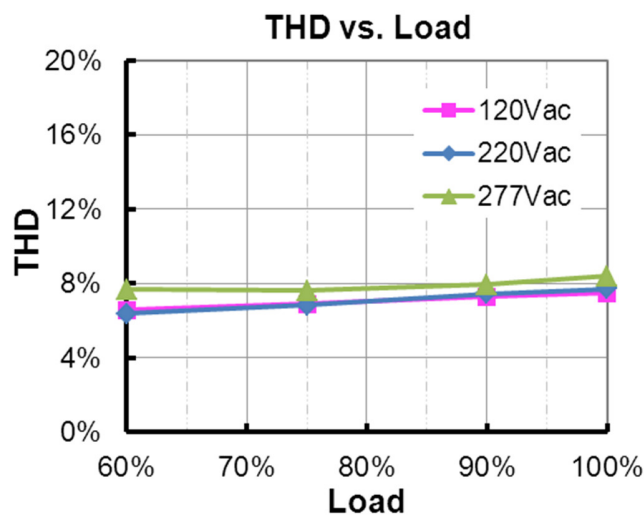




Power Factor



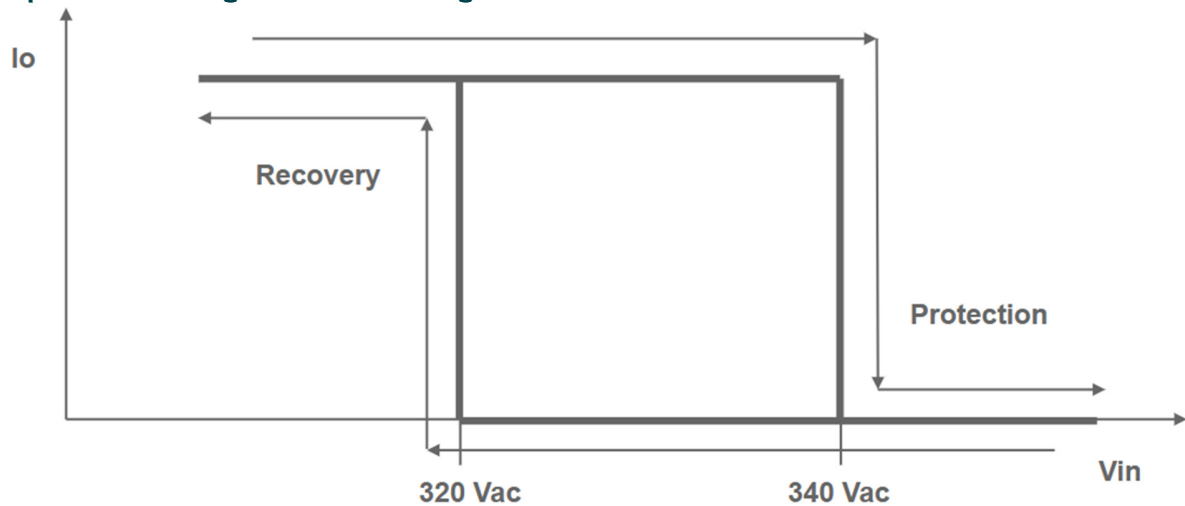
Total Harmonic Distortion



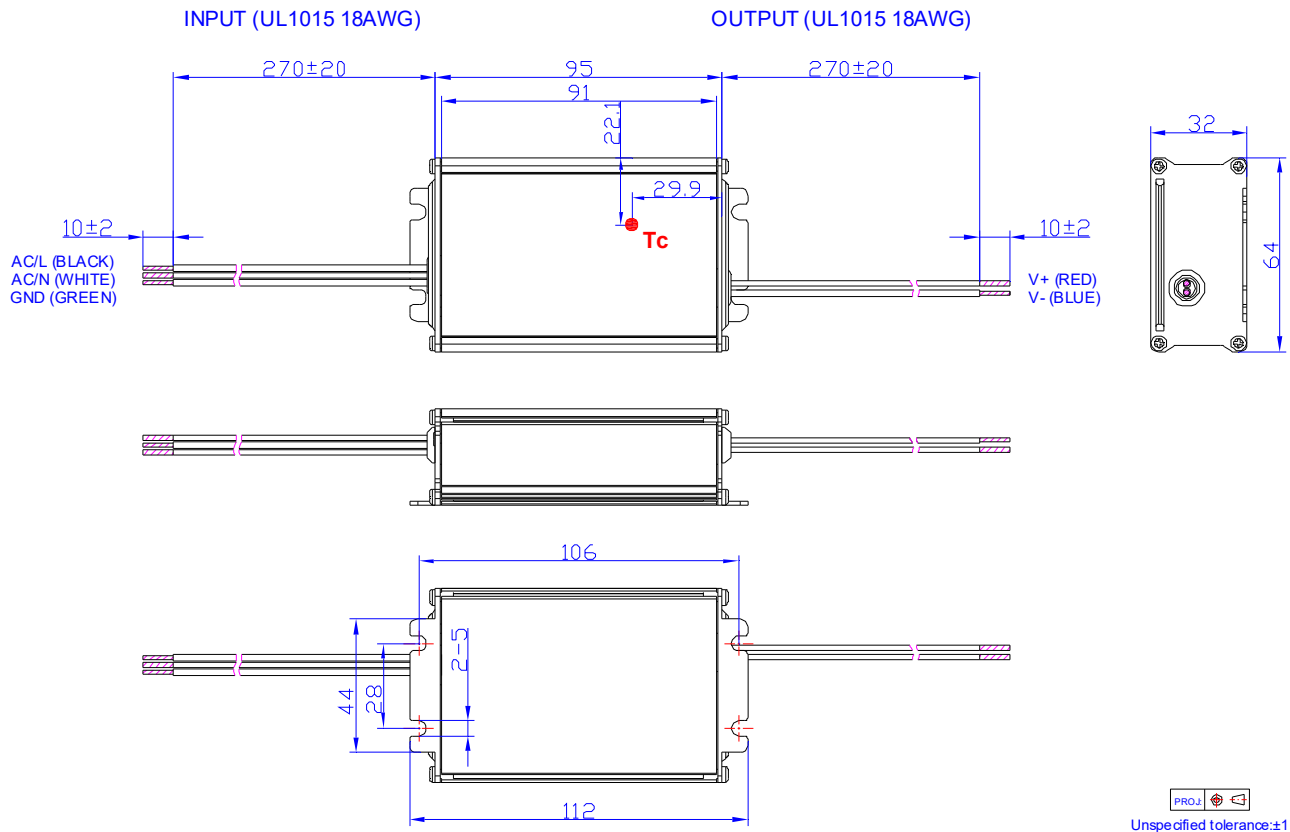
Protection Functions

Parameter		Min.	Typ.	Max.	Notes
Over Voltage Protection		Limits output voltage at no load and in case the normal voltage limit fails.			
Short Circuit Protection		Auto Recovery. No damage shall occur when any output operating in a short circuit condition. The power supply shall be self-recovery when the fault condition is removed.			
Over Temperature Protection		Decreases output current. Returning to normal after over temperature is removed.			
Input Under Voltage Protection		Auto Recovery. Turn off the output when the input voltage falls below $80\pm 10V$. And the driver will restart when the input voltage exceeds $85\pm 10V$.			
Input Over Voltage Protection	Input Protection Voltage	330 Vac	340 Vac	350 Vac	Turn off the output when the input voltage exceeds protection voltage.
	Recovery Voltage	300 Vac	320 Vac	340 Vac	Auto Recovery. The driver will restart when the input voltage falls below recovery voltage.
	Max. of Input Over Voltage	-	-	380 Vac	

● Input Over Voltage Protection Diagram



Mechanical Outline



RoHS Compliance

Our products comply with reference to RoHS Directive (EU) 2015/863 amending 2011/65/EU, calling for the elimination of lead and other hazardous substances from electronic products.

Revision History

Change Date	Rev.	Description of Change		
		Item	From	To
2016-08-05	A	Datasheet Release	/	/
2016-12-26	B	Input Voltage Range(Vac)	108 ~ 305 Vac	90 ~ 305 Vac
		Input Voltage Range(Vdc)	127 ~ 300 Vdc	Deleted
		Model Number - EUC-060S070STM(Io=700mA)	EUC-060S070STM0000	EUC-060S070STM
		Model Number - EUC-060S105STM(Io=1050mA)	EUC-060S105STM0000	EUC-060S105STM
		Model Number - EUC-060S180STM(Io=1800mA)	EUC-060S180STM0000	EUC-060S180STM
		Total Output Current Ripple	Total Output Current Ripple (pk-pk) Max.= 150%Io	Total Output Current Ripple (pk-avg) Max.= 75%Io
		FCC Certificate Regulation	/	Added
		Derating Curve	/	Added
2017-03-20	C	Features	/	Updated
		Description	/	Updated
		No Load Output Voltage - EUC-060S180STM000x	63 V	60 V
2021-08-19	D	Product Photo	/	Updated
		BIS	/	Deleted
		CCC/ KCC/ NOM	/	Added
		Features	/	Updated
		Description	/	Updated
		Models	Input Voltage Range	Updated
		Models	Notes: (1)	Updated
		Input Specifications	Input DC Voltage	Added
		Safety &EMC Compliance	CCC/ KCC/ NOM	Added
		Safety &EMC Compliance	EN 61000-4-5	Updated
RoHS Compliance	/	Updated		

Revision History (Continued)

Change Date	Rev.	Description of Change		
		Item	From	To
2026-04-15	E	Format	/	Updated
		Product Photograph	/	Updated
		BIS logo	/	Added
		NOM logo	/	Deleted
		Safety & EMC Compliance	/	Updated